

COVER STORY

EDUCATE + ENTERTAIN

youth
incorporated
WWW.YOUTHINC.MAG.COM

MARCH 2024



GLOBAL UNIVERSITY & B-SCHOOL RANKINGS 2024

A Comprehensive Guide To Explore The
Top 100 Universities & B-Schools Worldwide

In Association with



THE TIMES OF INDIA



YOUTH

Survery of several institutes and recruiters worldwide, Youth Inc brings its **Annual Rankings of the Top 100 Universities!**

The education sector around the globe has seen profound reshaping due to the impact of artificial intelligence (AI). Through its personalized learning algorithms, various adaptive platforms, and automation, AI has reconstructed the way how education is delivered and managed. These developments have led to adapting Education to individual needs. One of the main advantages of AI in education is its ability to offer personalized learning. Every student is unique, with different learning paces and comprehension styles. It has also helped Universities with automated grading, and intelligent tutoring systems and providing smart classrooms accessible to everyone. However, amongst the transformational potential of AI, the education sector is not resistant to broader geopolitical challenges, particularly economic recessions in major countries and conflicts between nations.

Economic recessions in a country like the United Kingdom have led to cuts in the funding of the education sector which have resulted in various causes of resource shortages and reduction in the programs. Moreover, the international mobility of the students may be hindered due to visa restrictions, resulting in low enrollments also removal of Graduate Route visa which allows graduates the opportunity to stay and gain work experience in the UK for at least two years after completing their degree has impacted the admissions. Students from India show signs of being deterred from applying to British universities with a 4 per cent drop in applications to the UK.

Until August 2023, Canada stood among the top foreign study destinations for Indian students. However, a shift occurred in the latter half of the year when political tensions arose between Indo Canadian relationship over

the death of some anti-India terrorists which were being harbored in. Canada. This saw a sharp 86% decline in India students who applied to Canadian Universities.

Despite the above challenges India is the single largest driver of growth for universities across the world and the largest market for international students. The trends shaping the admission of 2024 show an almost 35% year on year increase in Indian students going to study abroad. It is increasingly clear that India’s international student demographic is particularly profound in Australia, Canada, the UK, and the United States.

Governments and educational institutions can invest in their digital infrastructure to strengthen remote learning, which will ensure continuity in the delivery of education during economic downturns and beyond. The academic industry and the government can collaborate to drive innovation and use AI as its leverage to ensure educational solutions. This will help to address the learning gaps and will ensure enhanced student outcomes. Thus, by investing in the digital infrastructure and promoting skills development, stakeholders can harness the power of AI to create a more inclusive and resilient education system for the future.

If you are a student wishing to pursue education on foreign shores, it is important for you to keep all these factors in mind before making your decision. To help with this, Youth Incorporated has released the top 100 Global Undergraduate University Rankings 2024 in association with The Times of India. This list is curated with an immense amount of research to analyse the global reputation of many renowned universities, with the aim of helping students make informed decisions..

UNIVERSITIES

TOP 100 GLOBAL



RANK	INSTITUTION	COUNTRY	SCORE	2023 RANK	2022 RANK
1	Harvard University	USA	100	3▼	1
2	Stanford University	USA	99.8	1▲	4▼
3	Princeton University	USA	99.2	2▲	6▲
4	Massachusetts Institute of Technology	USA	99	6▼	2▲
5	Columbia University	USA	98.6	8▲	9▼
6	University of Pennsylvania	USA	98.2	7▼	3
7	Yale University	USA	98	4▲	8▲
8	University of Oxford	UK	97.6	9▲	11▲
9	Cornell University	USA	97.3	5	5▲
10	London School of Economics	UK	97	10▲	12▼
11	California Institute of Technology	USA	96.3	12▲	15▼
12	University of Chicago	USA	96.1	11▼	7
13	IE University	Spain	96	13▲	14▼
14	University of Cambridge	UK	95.8	16▼	13
15	Imperial College London	UK	95.4	18▼	16▲
16	New York University	USA	95	19▼	17▼
17	University of Toronto	Canada	94.5	14▲	18
18	Brown University	USA	94.3	15▼	10▲
19	University of Melbourne	Australia	93.8	21▲	22▲
20	Carnegie Mellon University	USA	93.2	17▲	19▲
21	Indian Institute of Technology Delhi	India	93.1	24▲	25▲
22	National University Singapore	Singapore	92.7	25▲	28▼
23	Indian Institute of Technology Bombay	India	92.4	20▲	21▼
24	University of Virginia	USA	92	23▲	24▲
25	University of Texas at Austin	USA	91.2	30▲	34▲
26	École Normale Supérieure	France	91	31▼	26▼

RANK	INSTITUTION	COUNTRY	SCORE	2023 RANK	2022 RANK
27	University of California Los Angeles	USA	90.7	32▼	27▲
28	University of Tokyo	Japan	90.3	22▼	20▼
29	Duke University	USA	90	29▲	33▼
30	University of Michigan Ann Arbor	USA	89	26▼	23▼
31	University of California Berkeley	USA	88.2	28▲	32▲
32	Rice University	USA	88.1	36▼	30▲
33	University of Copenhagen	Denmark	87.3	35▲	37▲
34	Hong Kong University of Science & Tech	China	87	27▲	29▲
35	University of Zürich	Switzerland	86.3	38▲	40▲
36	Ludwig-Maximilians-Universität München	Germany	85	33▲	35▼
37	École Polytechnique Fédérale de Lausanne	Switzerland	84.5	37▲	42▼
38	Johns Hopkins University	USA	84	40▲	41▲
39	University College London	UK	83.3	39▼	36▲
40	Kings College London	UK	82.4	42▼	38▼
41	Universidade de São Paulo	Brazil	82	41▼	39▼
42	Dartmouth College	USA	81.5	43	44▲
43	University of British Columbia	Canada	81	50▼	46▲
44	Emory University	USA	80.3	49▼	48
45	University of Sydney	Australia	80	48▲	50▼
46	Universität Heidelberg	Germany	79	44▲	45▼
47	Chinese University of Hong Kong	China	78	45▼	43▼
48	University of Southern California	USA	77.6	47▲	49▲
49	École Polytechnique	France	77	46▲	47▲
50	Northwestern University	USA	76	34▼	31▼

RANK	INSTITUTION	COUNTRY	SCORE	2023 RANK	2022 RANK
51	Tokyo Institute of Technology	Japan	75.5	53▲	55I▼
52	Nanyang Technological University	Singapore	74	54▲	57▲
53	Pontificia Universidad Católica de Chile	Chile	73	51▲	53▲
54	University of Birmingham	UK	72.4	52▲	54▲
55	University of Rochester	USA	71	56▼	52▲
56	University of Groningen	Netherlands	70.5	57▲	58▲
57	University of Waterloo	Canada	70	55▼	51▼
58	Universidad de Buenos Aires	Argentina	69	59▲	62▼
59	University of Navarra	Spain	68.7	60▼	56
60	Fudan University	China	68	58▲	60▼
61	Vanderbilt University	USA	67.2	65	65▲
62	Esade Business School	Spain	67	68▼	66▼
63	Indian Institute of Technology Kanpur	India	66.8	61	61
64	Australian National University	Australia	66.3	63▼	59▼
65	Technische Universität München	Germany	65.3	62▲	63▼
66	Monash University	Australia	65	66▼	64▼
67	University of North Carolina Chapel Hill	USA	64.6	69▲	70▼
68	University of Queensland	Australia	64.2	64▲	67▲
69	Paris Dauphine University	France	64	71▲	73▲
70	Tohoku University	Japan	63	75▼	71▲
71	University of Bern	Switzerland	62.3	77▲	78▼
72	Seoul National University	Korea	61	67▲	68▲
73	University of Helsinki	Finland	60	74▲	76▼
74	University of Delhi	India	59	73▲	75▲
75	Erasmus University Rotterdam	Netherlands	58.5	72▲	74▼
76	University of Wisconsin Madison	USA	58	76▼	72▼

RANK	INSTITUTION	COUNTRY	SCORE	2023 RANK	2022 RANK
77	University of Warwick	UK	57	70▼	69▲
78	University of Adelaide	Australia	57.5	79▲	80▲
79	University of Auckland	New Zealand	57.2	81▲	82▲
80	Ecole Centrale de Paris	France	57	83▼	81▲
81	University of Amsterdam	Netherlands	56	85▲	89▲
82	University of New South Wales	Australia	54.5	78▼	77▼
83	University of Washington	USA	53	88▼	85▲
84	Tsinghua University	China	52	90▼	87▲
85	Universidad Nacional Autónoma de México	Mexico	51	80▼	79▼
86	National Taiwan University	Taiwan	50.6	82▲	83▲
87	University of Edinburgh	UK	50.4	89▲	90▼
88	University of Sciences Philadelphia	USA	50	91▲	93▲
89	Georgia Institute of Technology	USA	49	93▼	91▼
90	Washington University St.Louis	USA	48	84▲	88▲
91	Purdue University	USA	47	95▼	92▲
92	ESIC	Spain	46.4	97▲	100
93	University of York	UK	45	86	86▼
94	University of Surrey	UK	44.2	87▼	84▼
95	Peking University	China	43	99▼	96▼
96	Stockholm University	Sweden	42	92▲	94▼
97	Grenoble Ecole de Management	France	41.5	94▲	95▼
98	Sorbonne University	France	41.1	100	-
99	University of Pittsburg Bradford	USA	40.5	96▲	97▲
100	University of Hawaii Hilo	USA	40	98▲	99▼



HOW UNIVERSITIES FARED COMPARED TO 2022 & 2023



The Global University Rankings 2024 haven't seen a lot of shift this year for universities. Harvard University has reclaimed the first position this year after it fell to third in 2023. In the second position is Stanford University, which lost its crown of the first position from 2023. Princeton University has ranked third this year, after ranking second in 2023 and sixth in 2022. Climbing up the ladder after falling to sixth in 2023

and losing its second position in 2022, MIT has ranked fourth this year. Columbia University has gone up three positions from 2023, placing itself in the fifth rank this year. University of Pennsylvania has ranked sixth this year, after ranking seventh in 2023 and third in 2022. Yale University has dropped down to seventh this year, after ranking fourth in 2023. Placing itself in the eighth position, climbing up one rank from last year, the University of

Oxford is going up slowly and steadily. Cornell University has surprisingly dropped down to ninth this year, after holding the fifth rank for the past two years. The London School of Business has held its tenth position this year as well, staying in the top 10 global university rankings in 2024. It is evident that the UK and the USA still hold hegemony over the top 10 universities, keeping them the best study destinations for students to date.

India has witnessed distinct advancements in the education sector which may help the university rankings. The Indian government has taken various initiatives like the National Accreditation Regulatory Authority Bill for Higher Education and the Foreign Educational Institutions Bill. Initiatives like the Revitalising Infrastructure and Systems in Education (RISE) and the Education Quality Upgradation and Inclusion Programme (EQUIP) are helping to address the fundamental challenges that are faced by the education system. This year's Union Budget has a significant allocation of Rs. 1.12 lakh crore, including Rs. 44,095 crore for Higher Education. With a clear emphasis on education and youth affairs, India's global standing is anticipated to see an improvement. Given the growing importance of human resources in national development, enhancing the country's education infrastructure is expected to remain a primary focus in the current decade.

The Indian Universities have not fared well considering how great the economy is doing. Their programs, faculty, student diversity are not catching up as expected. No Indian universities have made it to the top 20 category for Undergraduate Rankings in 2024, and only two universities have made it to the top 50 category. IIT Delhi has ranked twenty-first this year, which is a steady improvement from being placed twenty-fifth in 2022 and twenty-fourth in 2023. IIT Bombay, on the other hand, has fallen to the twenty-third position this year, after being ranked twentieth in 2023. Universities like IIT Kanpur and the University of Delhi haven't shown any major shifts in the past few years; IIT Kanpur fell to the sixty-third position this year, after maintaining its sixty-first rank for two consecutive years in 2022 and 2023. University of Delhi ranked seventy-fourth this year, after being ranked seventy-third in 2023 and seventy-fifth in 2022. It is clear that Indian universities need to better adapt to student requirements to provide the best possible education.



HOW INDIA PERFORMED

BEST REGIONAL UNIVERSITIES 2024

USA TOP UNIVERSITIES

RANK	INSTITUTION	COUNTRY
1	Harvard University	USA
2	Stanford University	USA
3	Princeton University	USA
4	Massachusetts Institute of Technology	USA
5	Columbia University	USA
6	University of Pennsylvania	USA
7	Yale University	USA
8	Cornell University	USA
9	California Institute of Technology	USA
10	University of Chicago	USA



ASIAN TOP UNIVERSITIES

RANK	INSTITUTION	COUNTRY
1	Indian Institute of Technology Delhi	India
2	National University Singapore	Singapore
3	Indian Institute of Technology Bombay	India
4	University of Tokyo	Japan
5	Hong Kong University of Science & Tech	China
6	Chinese University of Hong Kong	China
7	Tokyo Institute of Technology	Japan
8	Nanyang Technological University	Singapore
9	Fudan University	China
10	Indian Institute of Technology Kanpur	India



EU TOP UNIVERSITIES



RANK	INSTITUTION	COUNTRY
1	University of Oxford	UK
2	London School of Economics	UK
3	IE University	Spain
4	University of Cambridge	UK
5	Imperial College London	UK
6	École Normale Supérieure	France
7	University of Copenhagen	Denmark
8	University of Zürich	Switzerland
9	Ludwig-Maximilians-Universität München	Germany
10	École Polytechnique Fédérale de Lausanne	Switzerland

AUS TOP UNIVERSITIES

RANK	INSTITUTION	COUNTRY
1	University of Melbourne	Australia
2	University of Sydney	Australia
3	Australian National University	Australia
4	Monash University	Australia
5	University of Queensland	Australia
6	University of Adelaide	Australia
7	University of New South Wales	Australia



TOP UNIVERSITIES IN DIFFERENT STREAMS

BUSINESS PROGRAMS

RANK	INSTITUTION	COUNTRY
1	Stanford University	USA
2	IE University	Spain
3	Columbia University	USA
4	National University Singapore	Singapore
5	Cornell University	USA
6	University of Virginia	USA
7	Massachusetts Institute of Technology	USA
8	University of Michigan Ann Arbor	USA
9	London School of Economics	UK
10	New York University	USA



LIFE SCIENCES & MEDICINE

RANK	INSTITUTION	COUNTRY
1	Harvard University	USA
2	Imperial College London	UK
3	Stanford University	USA
4	University of Oxford	UK
5	University of Cambridge	UK
6	Yale University	USA
7	Cornell University	USA
8	Johns Hopkins University	USA
9	University of Pennsylvania	USA
10	University of California Berkeley	USA



ENGINEERING PROGRAMS



RANK	INSTITUTION	COUNTRY
1	Stanford University	USA
2	Imperial College London	UK
3	California Institute of Technology	USA
4	Columbia University	USA
5	Georgia Institute of Technology	USA
6	Massachusetts Institute of Technology	USA
7	Indian Institute of Technology Delhi	India
8	National University Singapore	Singapore
9	New York University	USA
10	Cornell University	USA


PURE SCIENCES

RANK	INSTITUTION	COUNTRY
1	Massachusetts Institute of Technology	USA
2	Cornell University	USA
3	Yale University	USA
4	Harvard University	USA
5	Princeton University	USA
6	Stanford University	USA
7	National University Singapore	Singapore
8	University of Tokyo	Japan
9	University of Oxford	UK
10	University of Cambridge	UK



ART & HUMANITIES

RANK	INSTITUTION	COUNTRY
1	Cornell University	USA
2	Columbia University	USA
3	Yale University	USA
4	University of Cambridge	UK
5	Stanford University	USA
6	University of Pennsylvania	USA
7	University of Oxford	UK
8	Harvard University	USA
9	Princeton University	USA
10	National University Singapore	Singapore



ARCHITECTURE PROGRAMS

RANK	INSTITUTION	COUNTRY
1	National University Singapore	Singapore
2	University of Pennsylvania	USA
3	University of Southern California	USA
4	Harvard University	USA
5	IE University	Spain
6	University of Cambridge	UK
7	Massachusetts Institute of Technology	USA
8	Cornell University	USA
9	Stanford University	USA
10	University of Tokyo	Japan

STUDENTS' FEEDBACK

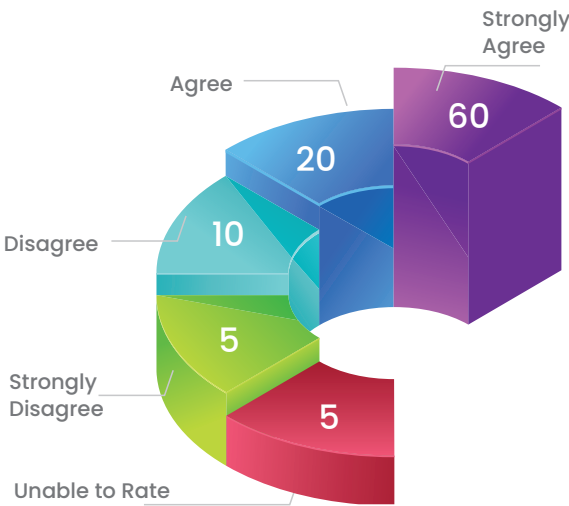


We approached the university students asking for their feedback. This is what they had to say...

BEST VALUE FOR MONEY

RANK	INSTITUTION	COUNTRY
1	University of Tokyo	Japan
2	Indian Institute of Technology Delhi	India
3	Indian Institute of Technology Bombay	India
4	IE University	Spain
5	Columbia University	USA
6	National University Singapore	Singapore
7	Princeton University	USA
8	Stanford University	USA
9	Hong Kong University of Science & Technology	China
10	University of Toronto	Canada

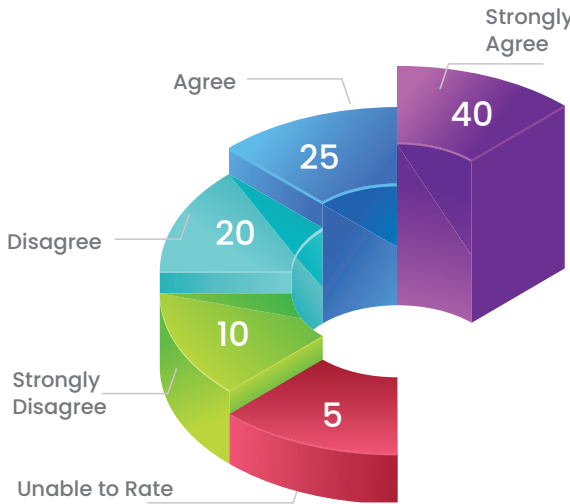
My classmates enhance my learning experience by contributing to class discussions.



RECRUITER SATISFACTION

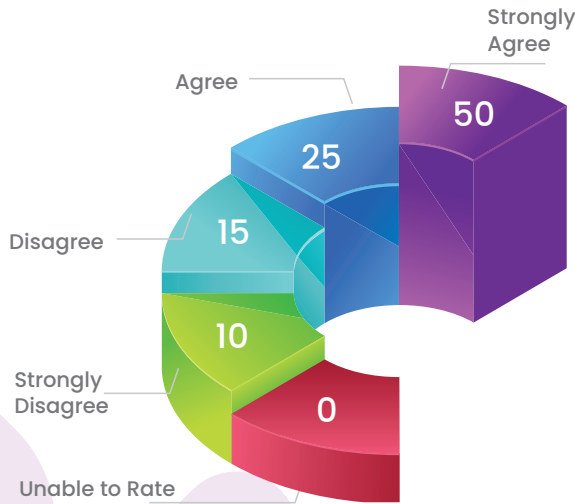
RANK	INSTITUTION	COUNTRY
1	University of Pennsylvania	USA
2	IE University	Spain
3	Massachusetts Institute of Technology	USA
4	Stanford University	USA
5	Harvard University	USA
6	Yale University	USA
7	Columbia University	USA
8	Carnegie Mellon University	USA
9	New York University	USA
10	Cornell University	USA

In my opinion, there is sufficient gender diversity in my class.



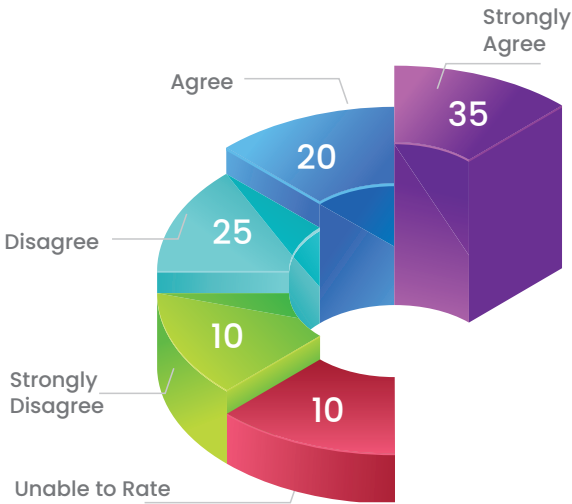
STUDENT SATISFACTION

In my opinion, there is sufficient international diversity in my class.



RANK	INSTITUTION	COUNTRY
1	Cornell University	USA
2	Harvard University	USA
3	IE University	Spain
4	Stanford University	USA
5	École Normale Supérieure	France
6	Cambridge University	UK
7	Columbia University	USA
8	London School of Economics	UK
9	Brown University	USA
10	Yale University	USA

My teaching faculty are diverse and come from different countries.



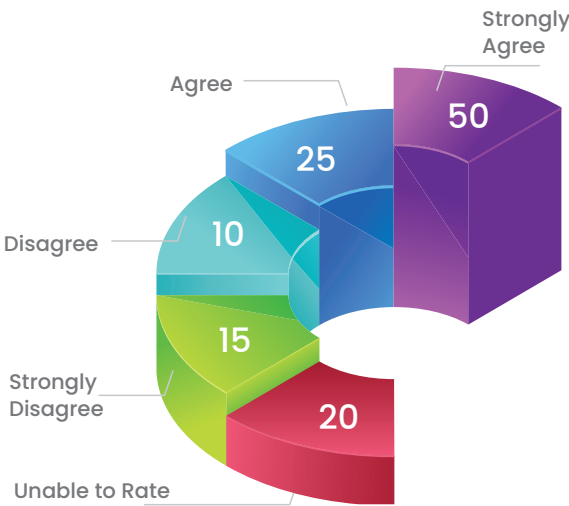
CAMPUS FACILITIES

RANK	INSTITUTION	COUNTRY
1	Stanford University	USA
2	Massachusetts Institute of Technology	USA
3	National University Singapore	Singapore
4	Harvard University	USA
5	University of Pennsylvania	USA
6	Cornell University	USA
7	ESADE	Spain
8	University of Cambridge	UK
9	Columbia University	USA

INNOVATION IN TEACHING
METHODOLOGIES

RANK	INSTITUTION	COUNTRY
1	Princeton University	USA
2	Harvard University	USA
3	IE University	Spain
4	Yale University	USA
5	Carnegie Mellon University	USA
6	École Normale Supérieure	France
7	Ludwig-Maximilians-Universität München	Germany
8	Cornell University	USA
9	University of Pennsylvania	USA
10	Columbia University	USA

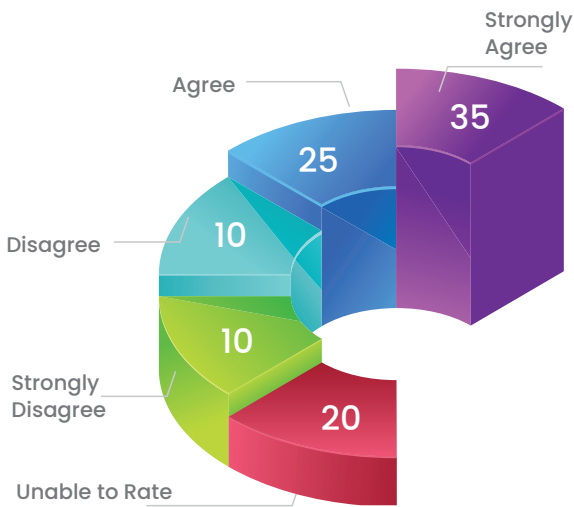
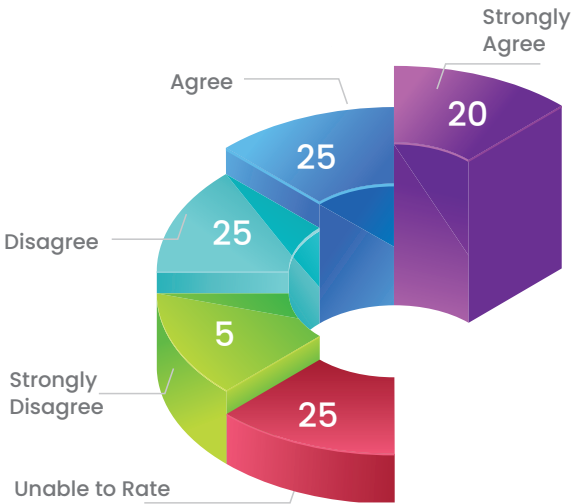
The programs taught at my institute are innovative and include company visits



RECRUITER SATISFACTION

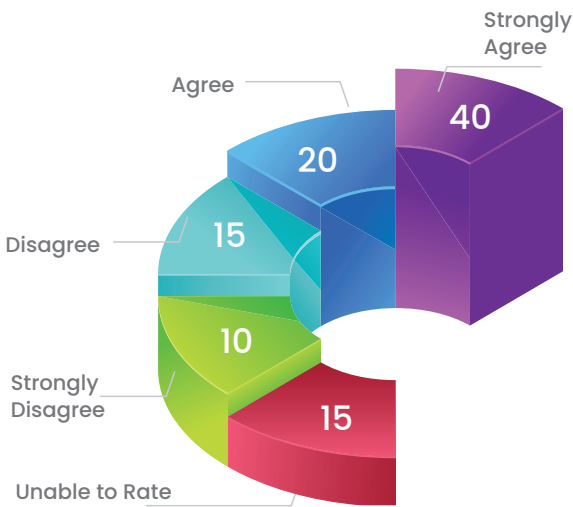
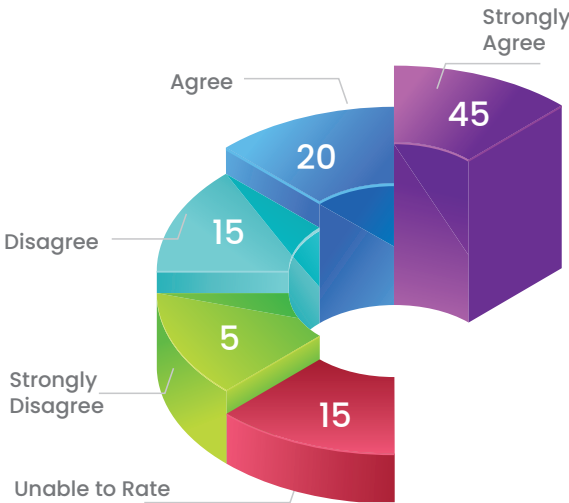
RANK	INSTITUTION	COUNTRY
1	University of Pennsylvania	USA
2	IE University	Spain
3	Massachusetts Institute of Technology	USA
4	Stanford University	USA
5	Harvard University	USA
6	Yale University	USA
7	Columbia University	USA
8	Carnegie Mellon University	USA
9	New York University	USA
10	Cornell University	USA

Most faculty often use innovative ways to teach subjects.



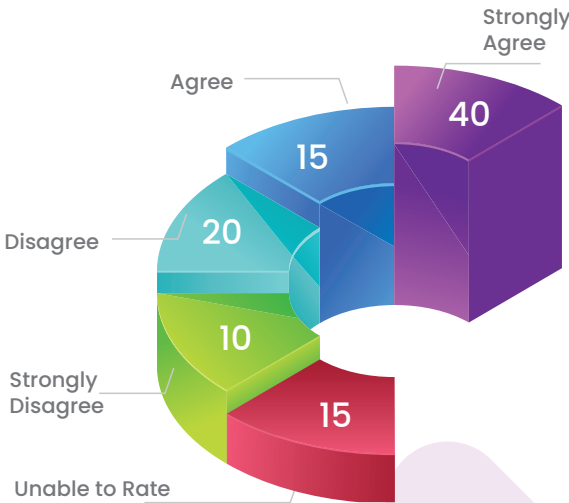
My institution provides very good campus support including housing.

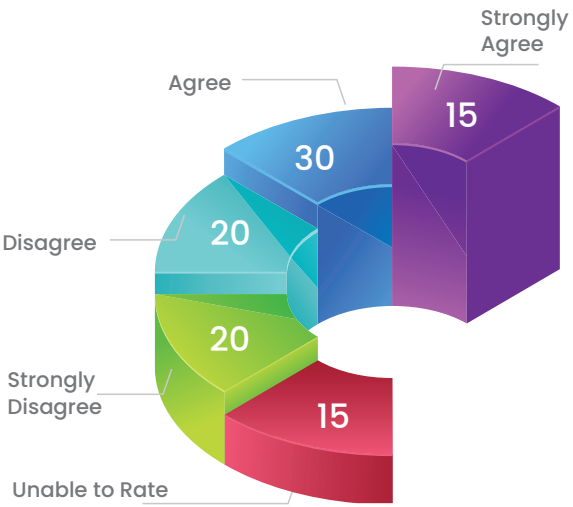
My institution has a career service cell and is well known with recruiters.



My institution encourages real life learning and helps organize internships with companies.

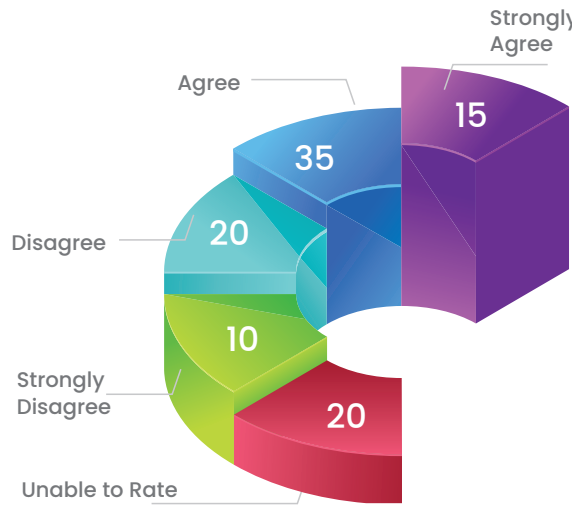
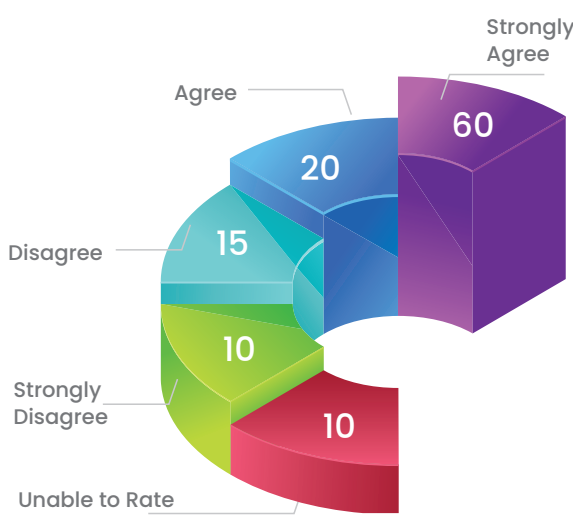
The alumni of my institute are engaged with the career service cell.





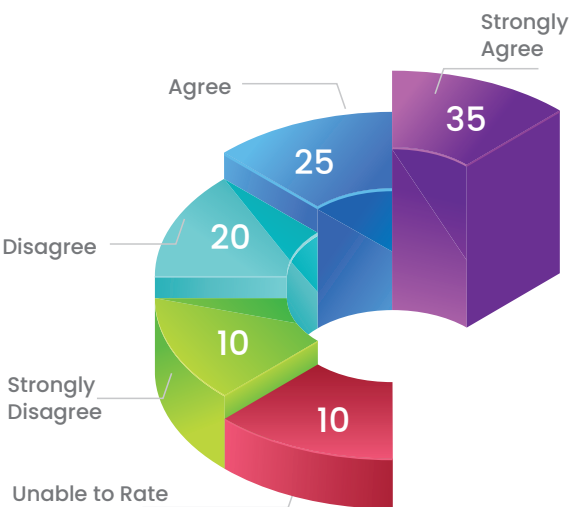
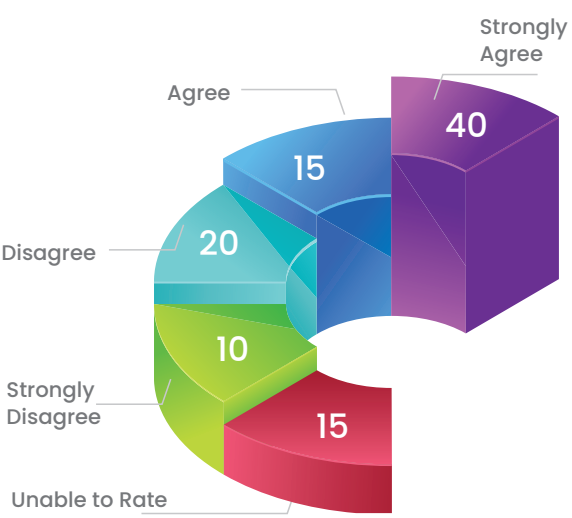
My institution encourages me to participate in extracurricular activities.

My institution has many exchange programs with other institutions and I have taken or will take part in such exchange programs.



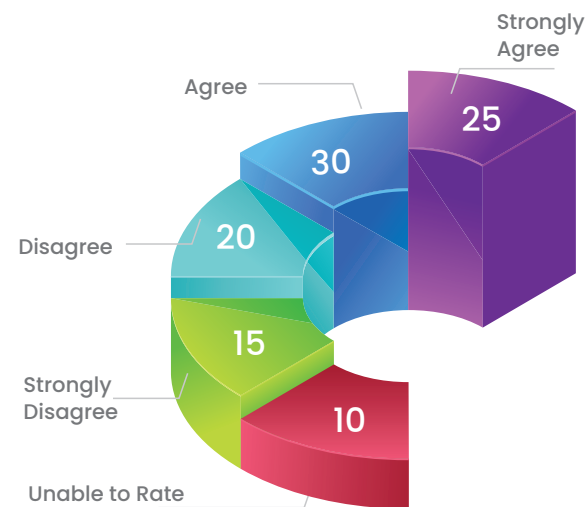
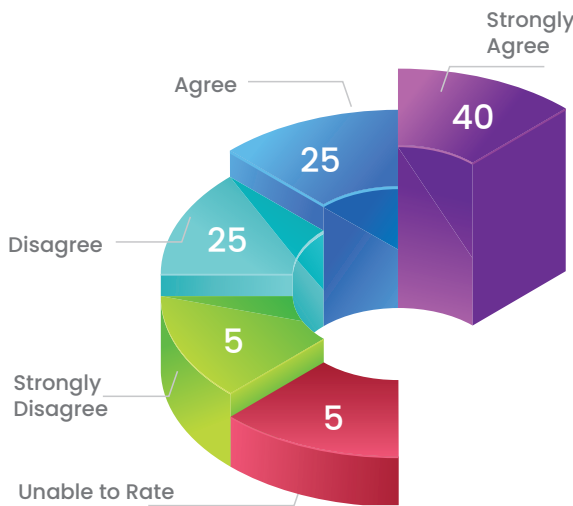
The teaching faculty at my institution are very receptive to discussions, questions and new ideas.

I feel that the faculty care about me and value my opinions in class.



I feel that my institution provides value for the money I paid.

I applied for and received a satisfactory scholarship to attend my institution.



Overall, I am very satisfied with my institute.



Ranking Methodology

We chose institutes across the world after having discussions with thousands of students, recruiters and faculty. Youth Inc's Research Unit (YRU) also studied domestic rankings in various countries to find the best institutes. We sent survey links to 2625 institutes and provided them with unique codes so that they could submit their responses online. Institutes were also provided links to online surveys where their current students were asked to rate specific statements that pertained to the factors considered in this ranking. Institutes also sent separate survey links to their recruiters who in turn rated the institute's career

management cell as well as student employability. Over 9550 additional recruiters were sent emails with a survey link. The recruiter list was prepared from the responses of the institutes and also included internationally well-known recruiters.

Below are the factors we considered and the overall weightage assigned to them:

Careers, Recruitment and Industry viability of students – 55%
Diversity and International Outlook – 10%
Innovation – 10%
Campus, Extracurricular activities, Exchange programmes – 15%
Money, Student Satisfaction – 10%

Money, Student Satisfaction – 10%

Careers, Recruitment and Industry viability of students – 55%

This category significantly impacts the overall score of an institute since it is the most weighted factor. One of the most important criteria for selecting institutes is the student's industry viability after graduation.

Recruiters were asked to list and rate the institutes that they were most likely to recruit from. They were asked about the likelihood of recruiting again from the same institute and their satisfaction with the institute's career cell.

Recruiters rated students on various factors including analytical and problem-solving skills, leadership potential, communication and interpersonal skills and so on.

Institutes, students and alumni were also asked about the availability and functioning of a career service cell on campus and how active such a service was. We also considered what percentage of students were actually placed, both domestically and internationally, through the institute's career service cell. Students reported the availability and ease of obtaining internships.

Diversity and International Outlook – 10%

This category looks not only at the diversity of faculty but also at the diversity of students in class. The international outlook includes international students who are attracted and retained by the institute.

Institutes were asked to report the total number of students on campus and what percentage of the students were international and spoke two or more languages. Gender diversity of the students was considered.

Institutes also reported the percentage of the faculty that were international, held a doctorate and were accredited with their own publishing material along

with the gender diversity of the faculty.

Students and alumni were asked to rate the student and faculty diversity in their class.

Innovation – 10%

This category looks at the innovation used to construct and teach programmes and how faculty engage the students; an important factor in the overall perception of an institute.

We considered the different ways in which an institute constructs programmes. Institutes were asked to select from a list of different teaching methodologies that we considered innovative – some of these included company visits, dual or multiple majors and course collaborations between different departments at the institute. Our list was made after surveying students across different campuses worldwide.

Students were asked to report how satisfied they were with faculty who used innovative ways to teach subjects.

Campus, Extracurricular activities, Exchange programmes – 15%

This category considers the support students receive on campus and the availability of extracurricular activities. The exchange programmes offered by the institute and

how actively students are encouraged to opt for such programmes was also considered.

We asked the institutes to select the different types of assistance provided by the student office or a similar body on campus. Our initial list was selected after surveying students across different campuses worldwide.

Students and alumni reported that they were encouraged by the institute to participate in different extracurricular activities on campus.

Institutes were asked to report the percentage of students that opted for exchange programs. We also considered the exchange students present on the institute's campus.

Money, Student Satisfaction – 10%

This category takes into account a critical part of college education today – finances. And more importantly, how satisfied a student is with the institute.

We considered students' opinions on whether a particular institute was perceived as 'value for money'. We also asked institutes to state the percentage of students who received some sort of funding from the institutes.

Students and alumni were asked to rate their institutes

on various factors including attitude of staff and professors, location, course content and so on and institutes were asked to report the graduation rate of students enrolled and what percentage of students transfer out of the institution.

Scores

We calculated the standard

deviation and standard scores (Z scores) so that we could combine and analyse the data with more accuracy and reliability. Below is a summary of the factors and the weightage given to each factor when we ranked the institutes. Each factor was made up of a set of questions. The total

percentage attributed to that factor was based on the average score of the responses multiplied by the assigned weightage. The total scores were then sorted from highest to lowest. The institute with the highest score was ranked first.

FACTOR RANKINGS	INSTITUTE	CURRENT STUDENTS	ALUMNI
Career Service	3%	1%	1%
Diversity of Faculty	3%	1%	1%
Diversity of Students	3%	1%	1%
Innovation of Programs	3%	1%	1%
Innovation in Teaching Methodologies	3%	1%	1%
Campus Support	3%	1%	1%
Extracurricular Activities	3%	1%	1%
Exchange Programs	3%	1%	1%
Value for Money	3%	1%	1%
Student Satisfaction	3%	1%	1%
		10%	30%

	RECRUITERS
Recall of institute where to recruit from	20%
Likelihood of recruiting from the same institute again	20%
Satisfaction with institute career cell	10%
	50%

Not just numbers

After we calculated the total computed scores for the institutes, we subjectively analyzed the data provided by the institutes, current students, and recruiters. If we found discrepancies in the satisfaction scores and the subjective descriptions, we omitted the data. This happened in the case of 12 institutes.

Missing Data

On a few rare occasions, some institutes did not supply data for all the questions in the survey. When data was

missing which affected factors which were low-weighted such as value for money or campus support, we entered an estimate between the average and the lowest value reported by the institute. By following such a practice, we did not excessively penalize an institution with a 'zero' for data that it could not provide. At the same time, the institute was not rewarded.

Exclusion of Institutes

We required that at least 20% of the class size (of any specific institute) answer the student survey. Hence, some institutes were disqualified from our

ranking because of a lack of responses to the student and/or alumni survey.

Institutes that did not fill out the survey reports in time

17% of the institutes contacted did not complete the survey on time or did not respond. We used publicly available information on some of these institutes to include them in our ranking. We also contacted current students and recruiters of these institutes and compared the data we received with the data from institutes that participated in our survey.





GLOBAL B-SCHOOL RANKINGS 2024

The Indian economy has been one of the fastest-growing economies in the world for the past two years, emerging as a beacon of growth. The country's prowess in technology and innovation was showcased in success stories such as the moon mission Chandrayaan-3. India has also cemented its position in international affairs by hosting the G20 Summit in 2023. With tech giants like Apple and Tesla wanting to expand their supplier networks in India and establishing manufacturing setups the global business landscape has witnessed significant change.

On the domestic level, shows like Shark Tank India have heavily encouraged the entrepreneurial spirit and given a boost to small startups. Appealing to the business acumen of the youth, the platform has catalyzed the pursuit of higher education among students. The show has become a cultural touchstone which has inspired the youth of today to consider business, finance, management, and marketing as a viable and exciting career path.

In terms of education trends, the appeal of a business career has never been stronger, as there has been a significant increase in the number of students who are drawn to the opportunities offered in the Indian business sector. According to the Education Testing Service (ETS) which conducts the Graduate Record Examination (GRE), said that the number of Indian students appearing for the exam has outstripped the number of American students, making India the largest GRE test-taker market in the world. This is a whopping 62% increase in Indian students who took the GRE this year. This marks as a testament to the growing awareness among Indian students of the global relevance of their education and the potential for an impact in terms of contributions to the world of business.

Adapting to the fast-paced and growing business world, universities worldwide constantly work towards providing the best set of skills and education for a lucrative career in this field. Our team connected with over 1,800 institutes across the world and held discussions with students, recruiters, and the teaching faculty, to present to you the top 100 Global B-School Rankings. We also consulted professional organizations such as AMBA, EQUIS,

and AACSB. Youth Incorporated's Research Unit (YRU) also studied domestic rankings in various countries to find the best institutes. The Global Business School Rankings 2024 are a testament to the growing synergy between global business trends and the aspirations of a generation with ambition.

The Global Business School Rankings 2024 have reflected greatly on London Business School, which has come to the top after retaining its position in the second for the past two years. Harvard University has climbed up from its third position in 2023, to the second position this year. Unfortunately, Stanford University has lost its crown and has fallen down to the third position this time. INSEAD has jumped up two positions in the past year, going from sixth in 2023 to fourth in 2024. After maintaining its seventh position for two years in a row, IE University has placed itself among the top five this time. Columbia University, on the other hand, held its position at fourth for two consecutive years and fell down to sixth this year. The University of Pennsylvania is slowly climbing the ladder, going ninth in 2022, eighth in 2023, and seventh in 2024. IIM Ahmedabad has made its mark by coming in the eighth position, jumping up from eleventh in 2023. Dartmouth College has shown remarkable improvement, going from the twenty-first position in 2023 to ninth this year. From being in the ninth position in 2023, Cornell has slipped down to the tenth position in 2024.

Looking at how the Indian business schools have fared this year, we see that the Indian Institute of Management (IIM) Ahmedabad has been making steady growth in the past three years, securing the eighth position this year, after holding the eleventh position in 2023 and fourteenth position in 2022. IIM Calcutta is also climbing up by securing the fifteenth position this year, in opposition to its nineteenth position in 2023. Under the top 50 category, apart from IIM Ahmedabad and IIM Calcutta, only the Indian School of Business has secured the 38th spot down from the 35th spot in 2023. SP Jain Institute of Management still hasn't made it back in the top 50 category, maintaining its position fifty-sixth position this year as well.

The rankings show promise for Indian institutes for business, and it's time Indian Business Schools rise back up to the top in 2025.

TOP 100 B-SCHOOLS

RANK	INSTITUTION	COUNTRY	SCORE	2023 RANK	2022 RANK
1	London Business School	UK	100	2	2▲
2	Harvard University	USA	99	3▼	1
3	Stanford University	USA	98	1▲	3▼
4	INSEAD	France	97	6▼	5▼
5	IE University	Spain	96	7	7▼
6	Columbia University	USA	95	4	4▲
7	University of Pennsylvania	USA	94	8▲	9▼
8	IIM Ahmedabad	India	93	11▲	14
9	Dartmouth College	USA	92	21▼	19▼
10	Cornell University	USA	91	9▲	10▲
11	MIT	USA	90	10▼	8
12	HEC Paris	France	89	16▲	20▲
13	University of Chicago	USA	88	12	12
14	New York University	USA	87	13▼	11▲
15	IIM Calcutta	India	86	19▼	16▲
16	IESE	Spain	85	5▲	6▲
17	IMD	Switzerland	84	23▼	21▼
18	University of California at Berkeley	USA	83	18▼	17▲
19	Cambridge University	UK	82	22	22▼
20	Northwestern University	USA	81	15▼	13▼
21	ESADE	Spain	80	14▲	15▲
22	National University of Singapore	Singapore	79	24▲	33▼
23	Duke University	USA	78	28▼	24▼
24	Yale University	USA	77	17▲	18▼
25	Oxford University	UK	76	32▼	26▼
26	Imperial College	UK	75	26▲	34▲

RANK	INSTITUTION	COUNTRY	SCORE	2023 RANK	2022 RANK
27	University of Toronto	Canada	74	29▲	30▲
28	McGill University	Canada	73	20▲	23▲
29	University of Hong Kong	China	72	34▼	28▲
30	University of Melbourne	Australia	71	25	29▲
31	University of Southern California	USA	70	31	31▲
32	Hong Kong UST	China	69	27	27▼
33	Rotterdam School of Management	Netherlands	68	40▼	36
34	Nanyang Technological University	Singapore	67	30▲	35▼
35	Emory University	USA	66	38▲	40▲
36	Carnegie Mellon University	USA	65	33▼	32▼
37	Georgetown University	USA	64	41▲	44▲
38	Indian School of Business	India	63	35▼	25▼
39	Rice University	USA	62	36▲	39
40	University of Cape Town	South Africa	61	42▼	46▼
41	SDA Bocconi	Italy	60	37	37▲
42	Peking University	China	59	48▲	54▲
43	City University London	UK	58	46▲	57▲
44	University of North Carolina (Kenan-Flagler)	USA	57	47▲	51▼
45	York University	Canada	56	45▲	56
46	University of California at Los Angeles	USA	55	44▲	47▼
47	Australian Graduate School of Management	Australia	54	43▼	42▼
48	Mannheim Business School	Germany	53	50▲	59▲
49	University of Virginia	USA	52	51▼	41▼
50	Western University	Canada	51	39▼	38

RANK	INSTITUTION	COUNTRY	SCORE	2023 RANK	2022 RANK
51	University of Manchester	UK	50	54▼	45▼
52	University of Texas at Austin	USA	49	57▼	53▲
53	CEIBS	China	48	53▼	43▼
54	Boston University	USA	47	59▼	58▲
55	University of Michigan AnnArbor	USA	46	49	52▼
56	SP Jain Institute of Management	India	45	56▼	48▲
57	Purdue University	USA	44	52	55▲
58	Indiana University (Kelley)	USA	43	58▼	50▼
59	Incae Business School	Costa Rica	42	55	60▲
60	Washington University (Olin)	USA	41	60▼	49▲
61	Coppead	Brazil	40	65▲	76▼
62	University of Minnesota (Carlson)	USA	39	62▲	73▼
63	Macquarie Graduate School of Management	Australia	38	67▼	61▲
64	Copenhagen Business School	Denmark	37	69▲	83▼
65	University of British Columbia	Canada	36	64▼	62▼
66	Business School Sao Paulo Brazil	Brazil	35	61▲	69▼
67	Southern Methodist University	USA	34	66▲	85▲
68	University of St.Gallen	Switzerland	33	73▲	80▲
69	Babson College	USA	32	63▲	68▲
70	Universidad de Chile	Chile	31	70▲	75▲
71	IPADE	Mexico	30	74▲	78▼
72	University of Edinburgh	UK	29	68▲	86▼
73	MIP Politecnico di Milano	Italy	28	71▲	77▲
74	University of Washington (Foster)	USA	27	80▼	71

RANK	INSTITUTION	COUNTRY	SCORE	2023 RANK	2022 RANK
75	Ohio State University (Fisher)	USA	26	77▼	67▲
76	Chinese University of Hong Kong	China	25	79▼	70▼
77	Cranfield University	UK	24	81▼	72▲
78	Queens University	Canada	23	72▼	63▼
79	University of Rochester (Simon)	USA	22	76▼	74▼
80	University of Miami	USA	21	75▲	79▲
81	Vlerick Business School	Belgium	20	78▲	82▼
82	University of Warwick	UK	19	83▼	81▲
83	Michigan State University (Broad)	USA	18	86▲	91▼
84	Penn State University (Smeal)	USA	17	85	65▼
85	Texas A&M University (Mays)	USA	16	82	64▼
86	ESIC	Spain	15	93▲	99▼
87	Boston College	USA	14	84▼	66▼
88	Bond University	Australia	13	88▲	90▲
89	Wake Forest University	USA	12	89▼	87▲
90	University of California Irvine	USA	11	94▼	88▼
91	Queensland Institute of Tech	Australia	10	97▼	92▲
92	Brigham Young University	USA	9	91▲	100▼
93	University of South Carolina	USA	8	96▲	98▼
94	University of Alberta	Canada	7	92▲	93▲
95	Pontificia Universidad Catolica de Chile	Chile	6	90▲	96▼
96	Lancaster University	UK	5	98▼	89▲
97	Hofstra University	USA	4	87▲	95▲
98	American University in Cairo	Egypt	3	100▼	84▲
99	University of Pittsburg	USA	2	95▲	97▼
100	IMF Business School	Spain	1	99▼	94

TOP MBA WORLDWIDE

USA TOP UNIVERSITIES

RANK	INSTITUTION	COUNTRY
1	Harvard University	USA
2	Stanford University	USA
3	University of Pennsylvania	USA
4	Columbia University	USA
5	Cornell University	USA
6	MIT	USA
7	Dartmouth College	USA
8	University of Chicago	USA
9	New York University	USA
10	University of California at Berkeley	USA



ASIAN TOP UNIVERSITIES

RANK	INSTITUTION	COUNTRY
1	IIM Ahmedabad	India
2	IIM Calcutta	India
3	National University Singapore	Singapore
4	University of Hong Kong	China
5	Hong Kong UST	China
6	Nanyang Technological University	Singapore
7	Indian School of Business	India
8	Peking University	China
9	CEIBS	China
10	SP Jain Institute of Management	India

AUS TOP UNIVERSITIES

RANK	INSTITUTION	COUNTRY
1	University of Melbourne	Australia
2	Australian Graduate School of Management	Australia
3	Macquarie Graduate School of Management	Australia
4	Bond University	Australia
5	Queensland Institute of Tech	Australia



EU TOP UNIVERSITIES

RANK	INSTITUTION	COUNTRY
1	London Business School	UK
2	INSEAD	France
3	IE University	Spain
4	IESE	Spain
5	ESADE	Spain
6	HEC Paris	France
7	IMD	Switzerland
8	University of Cambridge	UK
9	Oxford University	UK
10	Imperial College	UK

CA TOP UNIVERSITIES

RANK	INSTITUTION	COUNTRY
1	University of Toronto	Canada
2	McGill University	Canada
3	York University	Canada
4	Western University	Canada
5	University of British Columbia	Canada
6	Queens University	Canada
7	University of Alberta	Canada



TOP 50 EXECUTIVE MBA

RANK	INSTITUTION	COUNTRY	SCORE	2023 RANK	2022 RANK
1	Columbia - London Business School	EMBA-Global Americas & Europe	100	1▲	3
2	Wharton	Wharton MBA for Executives	99	2	2▼
3	IE University	Global Executive MBA	98	4▲	5▼
4	Columbia University	Executive MBA	97	5▼	1▲
5	IESE	Global Executive MBA		6▲	7▲
6	ESADE	Executive MBA	95	8▲	10▲
7	Cornell University	Executive MBA	94	7▼	6▲
8	INSEAD	INSEAD Global EMBA	93	3▲	4▲
9	UCLA (Anderson) - National University of Singapore	UCLA-NUS EMBA	92	12▼	9▼
10	Imperial College	Executive MBA	91	14	16▲
11	National University Singapore	Asia-Pacific EMBA	90	15▼	14▲
12	City University London	Executive MBA	89	18▼	15▲
13	Georgetown University	Executive MBA	88	10▼	13
14	Kellogg - York University (Schulich)	Kellogg-Schulich EMBA	87	11▼	12▲
15	HEC-NYU-LSE	Trium Global EMBA	86	13▼	8▼
16	Tsinghua University - INSEAD	Tsinghua-INSEAD EMBA	85	9▲	11▼
17	Tulane University	Executive MBA	84	16▲	19▲
18	Oxford University	Executive MBA	83	19▲	23▼
19	University of Texas at Austin	Executive MBA	82	21▼	18
20	ESSEC-Mannheim	Executive MBA	81	20▼	17▼
21	University of Toronto	One year EMBA	80	24▲	25▲
22	Texas A & M University (Mays)	Texas A&M EMBA	79	22▲	24▲
23	Purdue University	Executive MBA	78	17▲	22▼
24	IMD	IMD EMBA	77	26▲	28▲

RANK	INSTITUTION	COUNTRY	SCORE	2023 RANK	2022 RANK
25	Duke University	Duke MBA - Global Executive	76	25▼	21▲
26	Emory University	Weekend EMBA	75	30▼	26▲
27	University of Western Ontario	Ivey EMBA	74	28▲	32▼
28	University of Illinois UC	Executive MBA	73	31	31▲
29	Ceibs	Global EMBA	72	29	29▼
30	University of Miami	UM EMBA	71	34▼	27▲
31	University of Pittsburg	Executive MBA	70	36▼	35▲
32	Bath University	Executive MBA	69	32▲	34
33	Rice University	Rice MBA for Executives	68	38▲	39▼
34	University of Maryland (Smith)	Smith EMBA	67	33	33▼
35	University of Wisconsin	Executive MBA	66	35▲	38▲
36	Grenoble	International Executive MBA	65	39▲	41▲
37	University of Leeds	Executive MBA	64	37	37▼
38	University of St Gallen	EMBA HSG	63	23▼	20
39	Cranfield University	Executive MBA	62	42	44▲
40	EM LYON	Executive MBA	61	40▼	36▲
41	Toronto - St.Gallen	Omnium Global Executive MBA	60	27▲	30▼
42	University of Rochester	Executive MBA	59	41▲	43▼
43	Case Western Reserve University	Executive MBA	58	43▼	40▼
44	Temple University	Executive MBA	57	46▼	45▲
45	OneMBA - CHUK RSM UNC FGV São Paulo EGADE	OneMBA	56	45▼	42▼
46	Durham University	Executive MBA	55	48	50▼
47	University of Florida	Executive MBA	54	47▼	46▼
48	ESIC Spain	Executive MBA	53	50▼	49▼
49	University of Lancaster	Global Executive MBA	52	49▼	48▲
50	University of Nottingham	Executive MBA	51	44▲	47▼

TOP 50 ONLINE MBA

RANK	INSTITUTION	COUNTRY	SCORE	2023 RANK	2022 RANK
1	IE University	Spain	100	1▲	2▼
2	Imperial College	UK	99	2▲	3▼
3	University of Florida	USA	98	3▼	1▲
4	George Washington University	USA	97	5▼	4▲
5	Indiana University Bloomington	USA	96	4▲	6▼
6	Northeastern University	USA	95	6▲	7▲
7	Deakin University	Australia	94	9▲	15▲
8	University of North Carolina Chapel Hill	USA	93	10▲	13▼
9	University of Warwick	UK	92	7▲	10▲
10	Drexel University	USA	91	11▲	14
11	University of London: Royal Holloway	UK	90	15▼	9▲
12	Virginia Tech	USA	89	8▼	5▲
13	Arizona State University	USA	88	14▼	11▼
14	Babson College	USA	87	12	12▼
15	University of Texas Dallas	USA	86	17▼	16▲
16	University of Aston	UK	85	19▲	33▼
17	University of Edinburgh	UK	84	18▲	19▼
18	Penn State University	USA	83	13▼	8
19	Suffolk University	USA	82	20▲	30▲
20	University of Maryland UC	USA	81	16▲	28▲
21	North Carolina State University	USA	80	22▼	18▼
22	University of Derby	UK	79	35▼	21▲
23	Florida State University	USA	78	30▼	22▲
24	University of Massachusetts - Amherst	USA	77	29	29▲

RANK	INSTITUTION	COUNTRY	SCORE	2023 RANK	2022 RANK
25	SBS Business School	Switzerland	76	23▲	25
26	University of Leicester	UK	75	24▲	35▲
27	Educatis	Switzerland	74	27▲	31▲
28	Hofstra University	USA	73	25▼	20▼
29	Temple University	USA	72	33▼	26▼
30	Marist University	USA	71	31	34
31	Syracuse University	USA	70	26▼	24▼
32	Pace University	USA	69	28▼	23▼
33	Florida International University	USA	68	32	32▼
34	Ball State University	USA	67	38▲	40▲
35	University of Michigan Dearbon	USA	66	34▼	17▲
36	University of Memphis	USA	65	36▲	39▼
37	Auburn University	USA	64	21▲	27
38	Oxford Brookes University	UK	63	40▲	47▼
39	University of Nebraska Lincoln	USA	62	42▲	36▼
40	Walden University	USA	61	41▲	48▲
41	Athabasca University	Canada	60	37▲	42
42	James Madison University	USA	59	45	45▲
43	Portland State University	USA	58	47▼	44▼
44	University of Liverpool	UK	57	39▲	41▼
45	EUDE	Spain	56	49	49▼
46	Kennesaw State University	USA	55	43▲	50▼
47	University of Strathclyde	UK	54	44▼	37▼
48	Curtin University	Australia	53	46▼	38▲
49	Rowan University	USA	52	50▼	43▲
50	Robert Gordon University	UK	51	48▼	46▼

TOP 50 FINANCE

RANK	INSTITUTION	COUNTRY	SCORE	2023 RANK	2022 RANK
1	London Business School	UK	100	1	1
2	IE University	Spain	99	2▲	4▼
3	Princeton University	USA	98	4▼	3▼
4	London School of Economics	UK	97	5	5
5	Imperial College	UK	96	3▲	8▲
6	HEC Paris	France	95	7	7▼
7	MIT	USA	94	11▼	6▼
8	Boston College	USA	93	6▲	10
9	ESCP Europe	Europe	92	12▲	19▼
10	Oxford University	UK	91	14▼	2▲
11	Grenoble School of Business	France	90	10▲	16▼
12	EDHEC Business School	France	89	8▲	13▲
13	City University	UK	88	13▼	12▲
14	University of Rochester	USA	87	9▲	14▲
15	Purdue University	USA	86	19▲	20▲
16	Cranfield University	UK	85	22▲	36▼
17	ESSEC Business School	France	84	20▼	9▼
18	George Washington University	USA	83	18	18▲
19	Vanderbilt University	USA	82	15	15▼
20	WU Vienna University	Austria	81	17	-
21	University of Florida	USA	80	21▲	32▼
22	Texas A&M University	USA	79	16▲	17▼
23	EMLYON Business School	USA	78	24▲	26▲
24	Vlerick Business School	Belgium	77	28▲	37▲
25	Nova School of Business & Economics	Portugal	76	26▼	22

RANK	INSTITUTION	COUNTRY	SCORE	2023 RANK	2022 RANK
26	Washington University St Louis	USA	75	25▼	24▲
27	Peking University	China	74	29▲	34▼
28	Rotterdam School of Management	Netherlands	73	30▼	28▼
29	University of Bath	UK	72	23▲	38▲
30	Ohio State University	USA	71	33▼	33▲
31	University of Maryland College Park	USA	70	27	27
32	University of Lancaster	UK	69	39	39
33	Stockholm School of Economics	Sweden	68	32▼	23▲
34	University of Nottingham	UK	67	36▼	35▲
35	University of Warwick	UK	66	38▼	21
36	EADA	Spain	65	34▼	30▲
37	University of St.Gallen	Switzerland	64	31	31▼
38	Università Bocconi	Italy	63	35▲	40▼
39	University of Reading	UK	62	37▼	29▲
40	Tulane University	USA	61	43	43▲
41	Michigan State University	USA	60	44▲	49▲
42	ESIC	Spain	59	45▲	47▲
43	University of Illinois UC	USA	58	40▼	25▲
44	University College Dublin	UK	57	41▲	46▲
45	University of Manchester	UK	56	46▼	44▼
46	Villanova University	USA	55	42	42▲
47	Northeastern University	USA	54	48▼	41▼
48	University of Strathclyde	UK	53	50▼	45▼
49	Hofstra University	USA	52	47▲	50
50	University of Arizona	USA	51	49▼	48▼

TOP 50 MARKETING

RANK	INSTITUTION	COUNTRY	SCORE	2023 RANK	2022 RANK
1	HEC Paris	France	100	2▲	6▼
2	ESADE Business School	Spain	99	4	4▲
3	Copenhagen Business School	Denmark	98	12	12
4	EBS Business School	Germany	97	6▲	10▲
5	EADA	Spain	96	5▲	8▲
6	City University London	UK	95	7▲	11▲
7	New York University	USA	94	10▼	1▲
8	Columbia University	USA	93	8▼	2▼
9	University of Melbourne	Australia	92	9▼	5▲
10	Johns Hopkins University	USA	91	11▼	9▼
11	ESSEC Business School	France	90	12▼	7▲
12	University of Manchester	UK	89	13▲	17▼
13	Imperial College	UK	88	17▲	20▲
14	Griffith University	Australia	87	14▼	13▲
15	Northwestern University	USA	86	3	3
16	Texas A&M University	USA	85	15▼	14
17	Cranfield University	UK	84	19▲	28▼
18	City University of Hong Kong	China	83	18▲	26▲
19	Maastricht University	Netherlands	82	16▲	24▼
20	Bentley University	USA	81	23▲	25▲
21	Vlerick Management School	Belgium	80	21▲	23▼
22	BI Norwegian Business School	Norway	79	26▼	21▼
23	SKEMA Business School	France	78	20▼	19▲
24	University of Bath	UK	77	24▼	16▲
25	Erasmus University Rotterdam	Netherlands	76	22▼	18

RANK	INSTITUTION	COUNTRY	SCORE	2023 RANK	2022 RANK
26	University of Stirling	UK	75	29▼	27▲
27	Clemson University	USA	74	25▲	29
28	Monash University	Australia	73	28	22▲
29	ESCP Europe	Europe	72	30▼	15▼
30	Stockholm University	Sweden	71	27▲	30▼
31	Brunel University	UK	70	33▲	42▼
32	Aalto University	Finland	69	31▲	32▼
33	University of Glasgow	UK	68	32▲	36▼
34	University of Leeds	UK	67	35▲	44▲
35	University of Reading	UK	66	38▲	39▲
36	University of Strathclyde	UK	65	40▲	41▼
37	Lancaster University	UK	64	41▲	48▼
38	University of Aston	UK	63	34▲	47▲
39	King's College London	UK	62	36▼	34▼
40	University of Newcastle	Australia	61	37▼	35▲
41	ESIC	Spain	60	45▲	49▼
42	ISCTE Business School	Portugal	59	44▼	33▲
43	University of Edinburgh	UK	58	39▼	38▲
44	Florida State University	USA	57	47▼	43▲
45	University College Dublin	UK	56	43	45▲
46	University of Sydney	Australia	55	49▼	37▲
47	University of Cincinnati	USA	54	48▲	50▼
48	University of Nottingham	UK	53	42▼	31▲
49	Fordham University	USA	52	46▼	40▲
50	EAE Business School	Spain	51	50▼	46

TOP 50 MANAGEMENT

RANK	INSTITUTION	COUNTRY	SCORE	2023 RANK	2022 RANK
1	HEC Paris	France	100	2▲	3
2	IE University	Spain	99	3▲	5▼
3	Imperial College	UK	98	4▼	2▲
4	MIT	USA	97	1	1
5	London School of Economics	UK	96	7▼	6
6	University of St.Gallen	Switzerland	95	8▲	11▼
7	ESADE Business School	Spain	94	6▼	4▲
8	ESSEC Business School	France	93	9▼	8▲
9	Rotterdam School of Management	Netherlands	92	10▼	9▼
10	Mannheim Business School	Germany	91	5▲	10▲
11	Duke University	USA	90	12	12▲
12	Grenoble Graduate SOB	France	89	14▲	22▲
13	ESCP Europe	France	88	11▼	7
14	University of Edinburgh	UK	87	15▲	20▲
15	HHL Leipzig Graduate School	Germany	86	17▲	21
16	University of Warwick	UK	85	18	18
17	EMLYON Business School	France	84	13	13
18	City University London	UK	83	16▲	24
19	Copenhagen Business School	Denmark	82	20▼	15▲
20	Télécom Business School	France	81	21▼	19▲
21	HEC Montreal	Canada	80	27▼	14▼
22	IAG-Louvain	Belgium	79	23	28▼
23	University College London	UK	78	28▼	23▲
24	Norwegian School of Economics	Norway	77	25▲	26▼
25	Aarhus University	Denmark	76	37▲	40▼

RANK	INSTITUTION	COUNTRY	SCORE	2023 RANK	2022 RANK
26	University of Reading	UK	75	22▼	16▲
27	Politecnico di Milano	Italy	74	31▲	35▲
28	Bordeaux University	France	73	24▲	25▼
29	University of Nottingham	UK	72	36▲	47▼
30	Catholic University of Portugal	Portugal	71	32▲	46▲
31	Lancaster University	UK	70	19▲	27▲
32	University of Strathclyde	UK	69	33	33▲
33	Edhec Business School	France	68	26▼	17▲
34	University of Bath	UK	67	30	31▼
35	Vlerick Business School	Belgium	66	35▼	32
36	Aston University	UK	65	29	29▲
37	University of Leeds	UK	64	34▲	43▲
38	ESIC	Spain	63	44▲	49▼
39	Maastricht University	Netherlands	62	38▼	30▼
40	Antwerp Management School	Belgium	61	43▼	38▲
41	Shanghai Jiao Tong University	China	60	41▲	48▲
42	Università Bocconi	Italy	59	40▼	37▼
43	BI Norwegian School of Management	Norway	58	48▼	44▼
44	Robert Gordon University	UK	57	45▼	42▲
45	Bradford University	UK	56	39▲	50
46	Nyenrode Business Universiteit	Netherlands	55	42▲	45
47	University of Cologne	Germany	54	46▼	39▲
48	Warsaw School of Management	UK	53	47▼	41▼
49	Brunel University	UK	52	49▼	36▼
50	Arizona State University	USA	51	50▼	34

RANKING METHODOLOGY



How did we choose institutes?

We chose 1840 institutes across the world after having discussions with students, recruiters and faculty. We also consulted professional organizations such as AMBA, EQUIS and AACSB. Youth Inc’s Research Unit (YRU) also studied domestic rankings in various countries to find the best institutes.

All the institutes were sent identical surveys. We then contacted current students, alumni as well as local and international recruiters and gathered specific information about the institutes.

Factors considered

Recruiter Perception – Identical surveys were sent to recruiters worldwide. The recruiters were

asked to rate the institutes that they were most likely to recruit from. The recruiters were also asked to rate the students they have recruited from specific business schools on several criteria including leadership potential and strategic thinking.

Diversity of Students – The institutes were asked to report the total number of students on campus and what percentage of the students were international and speak two or more languages. Gender diversity of the students was also considered.

Diversity of Faculty – The institutes were asked to report the total number of faculty on campus and what percentage of the faculty was international, hold a doctorate

degree and accredited with their own publishing material. Gender diversity of faculty was also considered.

Innovation of Programs – We considered the different ways to construct degree programs as well as the choice students have in terms of selecting electives.

Innovation in Teaching Methodologies – Institutes were asked to select different teaching methodologies that we considered innovative. Some of these included company visits, dual or multiple majors and course collaborations between different departments at the institute. Our list was selected after surveying students across different campuses worldwide.

Value for Money – We considered students and alumni opinions on whether a particular institute was perceived as ‘value for money’. We also asked institutes to state the percentage of students who received some sort of funding from the institutes.

Campus Support – We asked the institutes, current students and alumni to select the different types of assistance provided by the student office or a similar body on campus. Our list was selected after surveying students across different campuses worldwide.

Career Service – We asked the institutes, current students and alumni about the availability and functioning of a career service cell and how active such a service was for the students. We also considered what percentage of students were actually

placed through the institute’s career service cell, how long it took for such placements and what the average starting salaries were.

Exchange Programs – Institutes were asked to report the percentage of students that opted for exchange programs. We also considered the exchange students present on the institute’s campus.

Student Satisfaction – Current students and alumni were asked to rate their institutes on various factors including career services, attitude of staff and professors, location, and course content.

Actual Methodology

Institutes were provided a link using which they could send us their completed survey online. They were asked to answer questions relating to full time faculty, career service, student and program information and all the factors listed above.

We contacted current students and alumni of the institutes and asked them to rate specific statements which were pertaining to the factors we considered in this ranking. All the institutes preferred to send the survey links to their students and alumni directly.

Over 16300 recruiters were sent emails with a survey. The recruiter list was prepared from the responses of the institutes and also included internationally well known recruiters. The recruiters were asked to enlist institutes that they were likely to recruit from.

Below is a summary of the factors and the weightage given to each factor when we ranked the institutes:

	INFORMATION REPORTED BY THE INSTITUTE	INFORMATION REPORTED BY CURRENT STUDENTS	INFORMATION REPORTED BY ALUMNI
Diversity of Students	2%	2%	2%
Diversity of Faculty	2%	2%	2%
Innovation of Programs	2%	2%	2%
Innovation in Teaching Methodologies	2%	2%	2%
Value for Money	2%	2%	2%
Campus Support	2%	2%	2%
Career Service	4%	4%	4%
Exchange Programs	2%	2%	2%
Student Satisfaction	2%	2%	2%
	20%	20%	20%

INFORMATION REPORTED BY RECRUITERS	
Recall of institute where to recruit from	10%
Likelihood of recruiting from same institute again	10%
Overall satisfaction with students recruited	10%
Satisfaction with institute career cell	10%
	40%

Each factor was made up of a set of questions. The total percentage attributed to that factor was based on the average score of the responses multiplied by the assigned weight-age. We then totalled the score from all factors and sorted the scores from highest to lowest. The institute with the highest score was ranked 1st.

Not just numbers!

After we received the total computed scores for the institutes, we subjectively analyzed the data provided by the institutes, current students, alumni and recruiters. If we found discrepancies in the satisfaction scores and the subjective descriptions, we omitted the data.

Institutes that did not fill out the survey reports in time

Out of the institutes that were contacted, 154 institutes did not complete the survey on time or did not respond. We used publicly available information on the institutes to include some of them in our ranking. We also contacted current students, alumni and recruiters of these institutes and compared the data we received with the data from institutes that did participate.

Special notes

Masters in Finance – The programs include the pre-experience as well as the post-experience Masters programs. The ranking also includes the programs which are recently established.

Masters in Management – Certain Masters of Management programs with specializations are also included in the ranking.

Masters in Marketing – Combination courses of Marketing with communication and other fields are also included in the ranking.


Online MBA – Certain factors such as Campus Support and Exchange Programs were omitted in the factors considered for the ranking.

Executive MBA – Certain factors such as Campus Support and Exchange Programs were omitted in the factors considered for the ranking.

STUDENTS' FEEDBACK



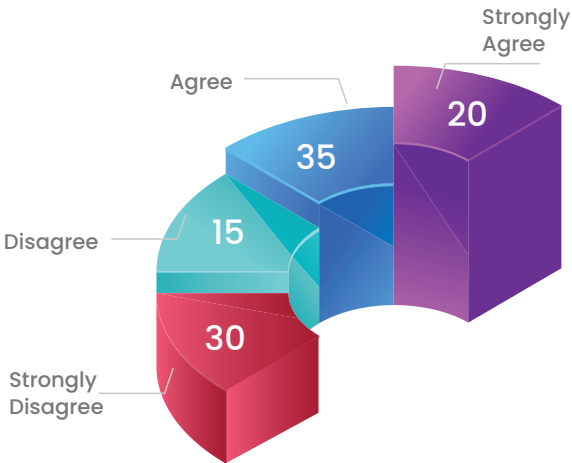
This is what the students had to say...



DIVERSITY OF STUDENTS

RANK	INSTITUTION	COUNTRY
1	Stanford University	USA
2	IE University	Spain
3	INSEAD	France
4	IESE	Spain
5	Columbia University	USA
6	University of Pennsylvania	USA
7	University of Chicago	USA
8	New York University	USA
9	MIT	USA
10	Cornell University	USA

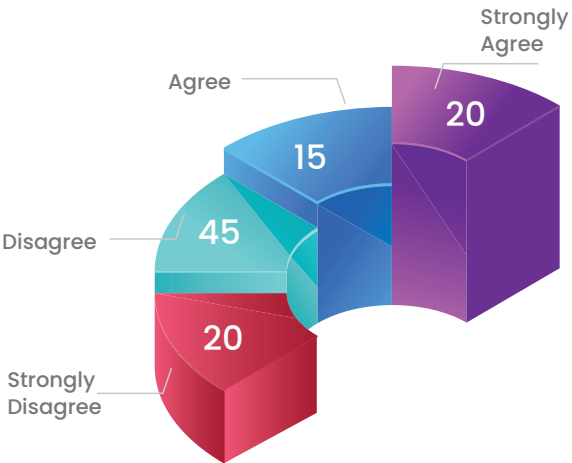
My classmates enhance my learning experience by contributing to class discussions



INNOVATION OF PROGRAMMES

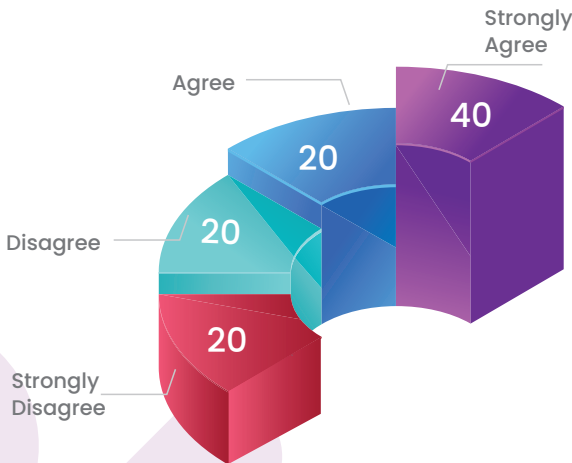
RANK	INSTITUTION	COUNTRY
1	Harvard University	USA
2	IE University	Spain
3	IESE	Spain
4	Stanford University	USA
5	Carnegie Mellon University	USA
6	HEC Paris	France
7	London Business School	UK
8	University of Pennsylvania	USA
9	Yale University	USA
10	INSEAD	France

Most teaching faculty often use innovative ways to teach subjects.



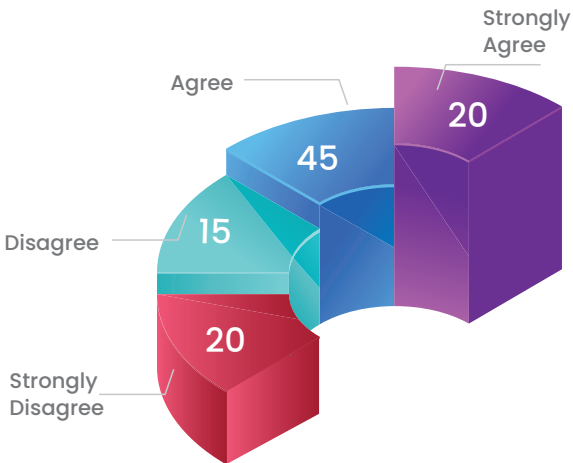
STUDENT SATISFACTION

The teaching faculty at my institution are very receptive to discussions, questions and new ideas.



RANK	INSTITUTION	COUNTRY
1	IE University	Spain
2	IIM Ahmedabad	India
3	ESADE	Spain
4	London Business School	UK
5	Harvard University	USA
6	Columbia University	USA
7	University of Pennsylvania	USA
8	Stanford University	USA
9	INSEAD	France
10	University of Chicago	USA

I feel that my institution provides value for the money I paid.



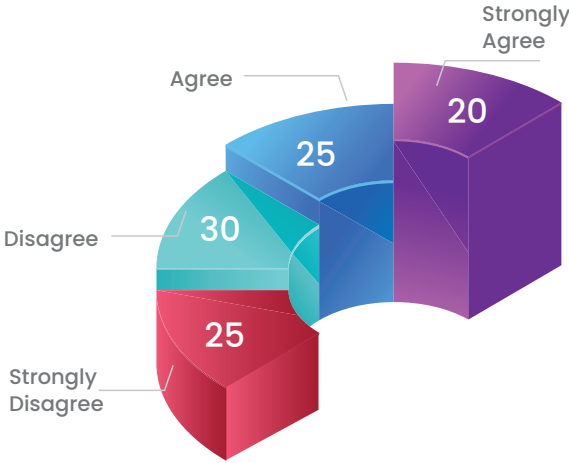
VALUE FOR MONEY

RANK	INSTITUTION	COUNTRY
1	IIM Ahmedabad	India
2	IIM Calcutta	India
3	McGill University	Canada
4	Indian School of Business	India
5	National University Singapore	Singapore
6	IE University	Spain
7	University of Toronto	Canada
8	Duke University	USA
9	SP Jain Institute of Management	India
10	University of Hong Kong	China

CAREER SERVICES

RANK	INSTITUTION	COUNTRY
1	University of Chicago	USA
2	IE University	Spain
3	Harvard University	USA
4	Columbia University	USA
5	Cornell University	USA
6	IIM Ahmedabad	India
7	Stanford University	USA
8	Dartmouth College	USA
9	University of Virginia	USA
10	New York University	USA

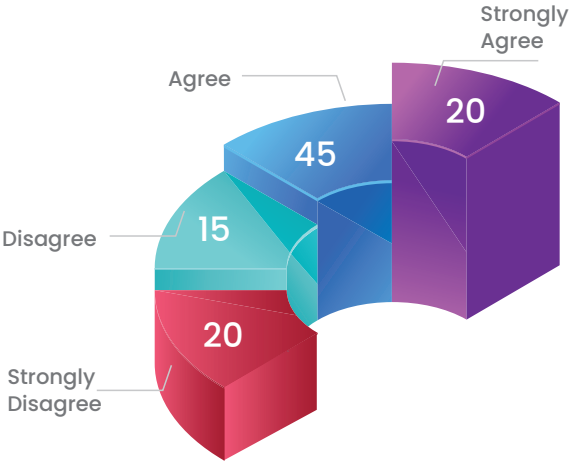
My institution has a career service cell and is well known with recruiters



INNOVATION OF TEACHING METHODOLOGIES

RANK	INSTITUTION	COUNTRY
1	Carnegie Mellon University	USA
2	IESE	Spain
3	IE University	Spain
4	University of California at Berkeley	USA
5	Columbia University	USA
6	Stanford University	USA
7	MIT	USA
8	Harvard University	USA
9	University of Chicago	USA
10	National University of Singapore	Singapore

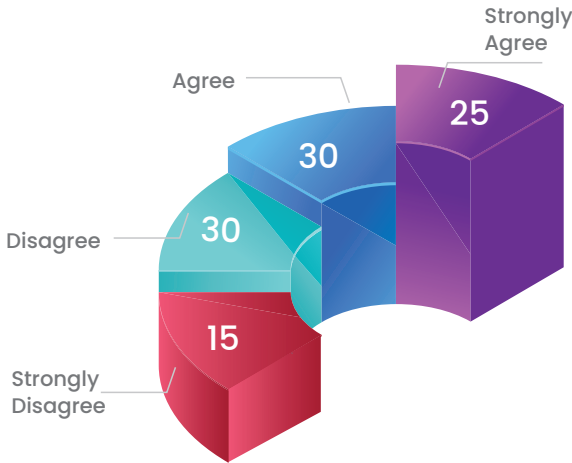
Most teaching faculty often use innovative ways to teach subjects.



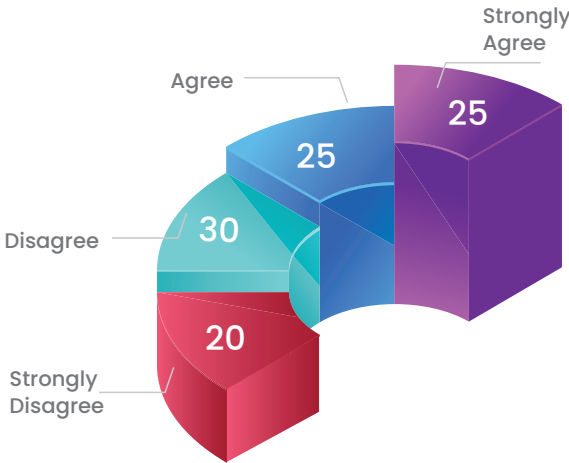
DIVERSITY OF FACULTY

My teaching faculty are diverse and come from different countries

RANK	INSTITUTION	COUNTRY
1	INSEAD	France
2	Harvard University	USA
3	IE University	Spain
4	University of Pennsylvania	USA
5	London Business School	UK
6	Duke University	USA
7	Cambridge University	UK
8	Carnegie Mellon University	USA
9	Oxford University	UK
10	Northwestern University	USA



My institution provides very good campus support including



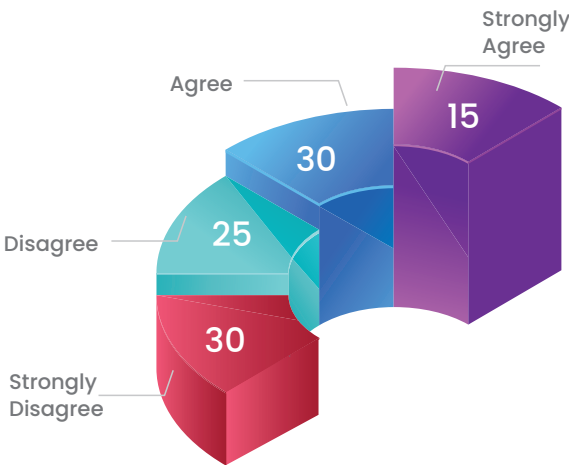
CAMPUS SUPPORT

RANK	INSTITUTION	COUNTRY
1	IESE	Spain
2	ESADE	Spain
3	Harvard University	USA
4	Stanford University	USA
5	MIT	USA
6	Carnegie Mellon University	USA
7	National University Singapore	Singapore
8	McGill University	Canada
9	University of Chicago	USA
10	Cornell University	USA

EXTRACURRICULAR
ACTIVITIES

RANK	INSTITUTION	COUNTRY
1	University of Virginia	USA
2	Yale University	USA
3	McGill University	Canada
4	Duke University	USA
5	MIT	USA
6	Stanford University	USA
7	New York University	USA
8	Harvard University	USA
9	University of Chicago	USA
10	Dartmouth College	USA

My institution encourages me to participate in extracurricular activities.

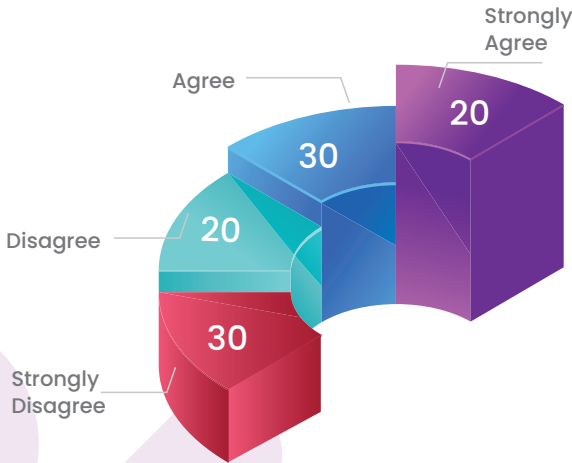


RECRUITER SATISFACTION

RANK	INSTITUTION	COUNTRY
1	Stanford University	USA
2	IE University	Spain
3	INSEAD	France
4	IIM Ahmedabad	India
5	IESE	Spain
6	Harvard University	USA
7	London Business School	UK
8	University of Pennsylvania	USA
9	IIM Calcutta	India
10	New York University	USA

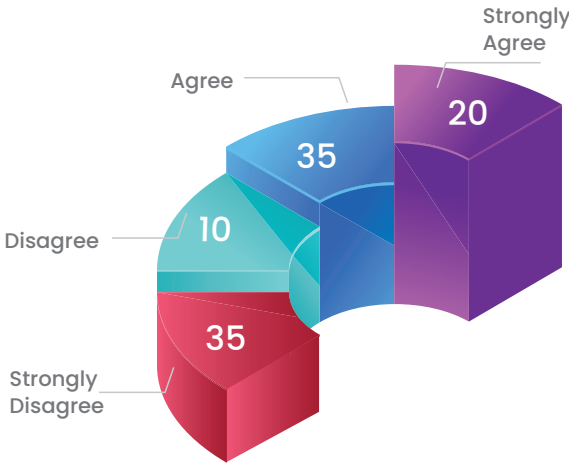
EXCHANGE PROGRAMMES

My institution has many exchange programs with other institutions and I have taken or will take part in such exchange programs.



RANK	INSTITUTION	COUNTRY
1	IE University	Spain
2	Columbia University	USA
3	London Business School	UK
4	IIM Ahmedabad	India
5	HEC Paris	France
6	Harvard University	USA
7	Dartmouth College	USA
8	University of Chicago	USA
9	INSEAD	France
10	Cornell University	USA

The curriculum that I studied included sufficient courses on Ethics.



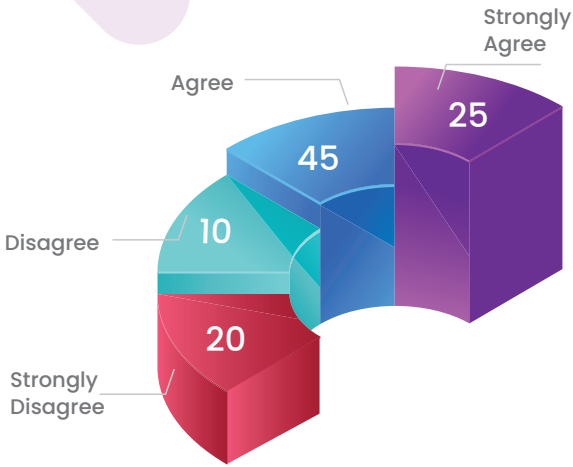
ALUMNI SATISFACTION

RANK	INSTITUTION	COUNTRY
1	IESE	Spain
2	Stanford University	USA
3	Cornell University	USA
4	INSEAD	France
5	University of Virginia	USA
6	Columbia University	USA
7	Harvard University	USA
8	London Business School	UK
9	University of Pennsylvania	USA
10	IIM Ahmedabad	India

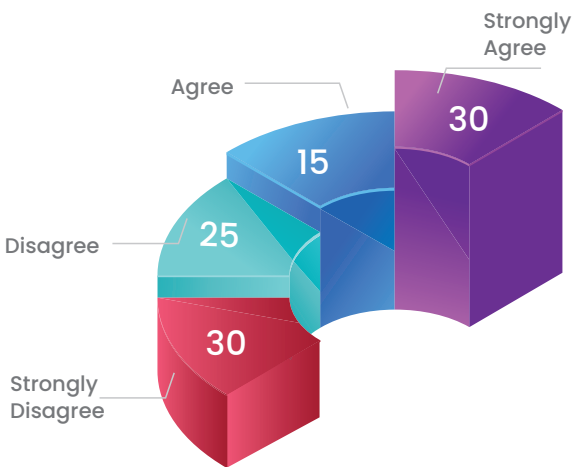
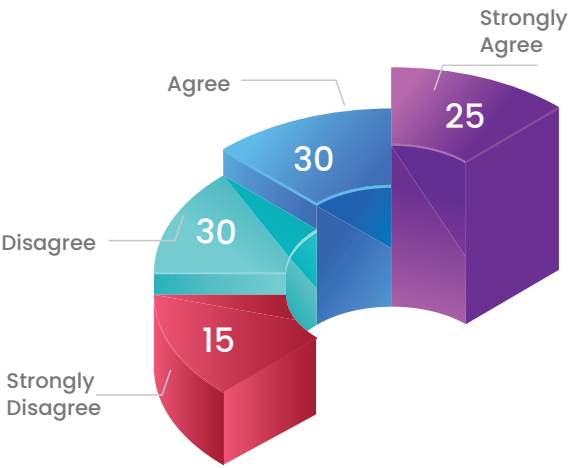


ALUMNI!

FEEDBACK



I feel that my institute honed my leadership skills.



I feel that my education at the institute was worth the money I spent.

There were an adequate number of firms which recruited from my campus.

