

EDUCATE + ENTERTAIN

# youth *incorporated*

WWW.YOUTHINCMAG.COM

MARCH 2019



## GLOBAL UNIVERSITY AND BUSINESS SCHOOL RANKINGS 2019

Presenting An Extensive Survey Of Top  
100 Universities & B-Schools Worldwide

COVER STORY

# GLOBAL UNIVERSITY RANKINGS 2019



## GLOBAL UNIVERSITY AND BUSINESS SCHOOL RANKINGS 2019

Presenting An Extensive Survey Of Top  
100 Universities & B-Schools Worldwide

**After contacting several institutes and recruiters around the world, Youth Inc brings its annual rankings of the top 100 universities worldwide**

College admissions are no joke, and with the number of options at your disposal, you are bound to be overwhelmed.

Which is why we at Youth Incorporated, took it upon ourselves to give our readers an overview of the best colleges to pick from. After having conducted extensive research by contacting 2450 institutes and over 9500 recruiters around the world, we bring to you the top 100 universities in the world to pursue an undergraduate programme.

Welcome to the Youth Incorporated, Education Times and Rediff.com Global University Rankings 2019. Continuing with our yearly rankings for the best global universities, we have conducted a thorough research across several months to sort through extensive raw data and bring out a practical analysis that can be helpful in the selection process for students looking to enrol in the top programmes around the world.

We got in touch with 2450 institutes and recorded their unbiased responses to questions that would assist us in evaluating the quality of the educational experience provided by them. We also took into account the responses from current students attending the universities, along with official responses

from their respective administrative bodies. In order to make our rankings more relevant and credible, we accumulated responses from alumni of the institutes, and procured information from 9500 recruiters that have previously recruited graduates from the institutes considered in the surveys.

Once the adequate amount of data was gathered, we broke down the information by placing emphasis on the most important criteria a student considers when taking admission at an institute. We largely considered factors such as value for money, student and recruiter satisfaction, infrastructure and facilities, teaching methodologies, and much more. This conscientious method was employed by us to bring out the rankings of the top 100 universities worldwide. We were also able to provide rankings based on regional distribution and streams of study such as engineering, business, arts and humanities, pure sciences, and architecture. To give the readers a holistic view of how a particular institute has fared over the years, the ranking for this year was placed against our previously conducted annual rankings. We hope our in depth survey will guide students in making the right choice, yet again!

EDUCATE + ENTERTAIN  
**youth  
incorporated**

Media Partner

**EducationTimes.com**

Online Partner

**rediff.com**

# TOP 100

RANK	INSTITUTION	COUNTRY	SCORE	2018 RANK	2017 RANK	2016 RANK	2015 RANK
1	Harvard University	USA	100	1	1	1	1
2	Massachusetts Institute of Technology	USA	99.8	4▲	3▲	4▲	5▲
3	University of Pennsylvania	USA	99.4	2▼	2▼	2▼	2▼
4	Stanford University	USA	99.1	▼3	5▲	▼3	4
5	Cornell University	USA	98.7	9▲	7▲	7▲	6▲
6	Princeton University	USA	98.4	6	9▲	11▲	8▲
7	University of Chicago	USA	98.1	5▼	10▲	12▲	10▲
8	Yale University	USA	97.7	7▼	8	9▲	11▲
9	Columbia University	USA	97.4	10▲	6▼	8▼	9
10	California Institute of Technology	USA	97.1	8▼	4▼	5▼	7▼
11	University of Oxford	UK	96.7	12▲	13▲	16▲	16▲
12	Brown University	USA	96.3	13▲	14▲	6▼	3▼
13	University of Cambridge	UK	96.1	11▼	16▲	22▲	19▲
14	London School of Economics	UK	95.8	15▲	19▲	23▲	17▲
15	University of Waterloo	Canada	95.5	14▼	11▼	13▼	12▼
16	Imperial College London	UK	95	17▲	15▼	17▲	18▲
17	New York University	USA	94.5	16▼	20▲	14▼	13▼
18	IE University	Spain	94.1	20▲	22▲	18	22▲
19	Carnegie Mellon University	USA	93.8	18▼	17▼	20▲	20▲
20	University of Tokyo	Japan	93.3	21▲	12▼	10▼	14▼
21	Indian Institute of Technology Bombay	India	93	19▼	18▼	15▼	15▼
22	University of Melbourne	Australia	92.6	23▲	23▲	19▼	23▲
23	University of Michigan Ann Arbor	USA	92.4	25▲	24▲	28▲	26▲
24	University of Virginia	USA	92	27▲	27▲	25▲	25▲
25	Indian Institute of Technology Delhi	India	91.3	29▲	21▼	21▼	21▼

# UNIVERSITIES

RANK	INSTITUTION	COUNTRY	SCORE	2018 RANK	2017 RANK	2016 RANK	2015 RANK
26	École Normale Supérieure	France	91	22▼	28▲	26▼	24▼
27	University of California Los Angeles	USA	90.9	26▼	26▼	33▲	38▲
28	National University Singapore	Singapore	90.5	24▼	25▼	31▲	31▲
29	Hong Kong University of Science & Tech	China	90	32▲	29	24▼	27▼
30	Rice University	USA	89	34▲	33▲	30	29▼
31	HEC	France	88.7	33▲	39▲	37▲	34▲
32	Northwestern University	USA	88.2	28▼	34▲	27▼	28▼
33	University of California Berkeley	USA	87.6	30▼	43▲	50▲	47▲
34	Duke University	USA	87	36▲	50▲	41▲	44▲
35	University of Texas at Austin	USA	86	38▲	30▼	32▼	30▼
36	Ludwig-Maximilians-Universität München	Germany	85	35▼	32▼	29▼	33▼
37	University College London	UK	84.5	31▼	35▼	36▼	41▲
38	University of Copenhagen	Denmark	84	39	36▼	39▲	40▲
39	Kings College London	UK	83	37▼	38▼	40▲	43▲
40	Universidade de São Paulo	Brazil	82.4	41▲	42▲	45▲	37▼
41	University of Zürich	Switzerland	82	44▲	31▼	34▼	39▼
42	Johns Hopkins University	USA	81.6	40▼	40▼	38▼	32▼
43	École Polytechnique Fédérale de Lausanne	Switzerland	81	43	37▼	35▼	36▼
44	Chinese University of Hong Kong	China	80.6	42▼	41▼	44	42▼
45	Dartmouth College	USA	80	46▲	49▲	57▲	64▲
46	Universität Heidelberg	Germany	79	48▲	46▲	48▲	46
47	University of British Columbia	Canada	78	49▲	48▲	43▼	35▼
48	École Polytechnique	France	77	45▼	44▼	38▼	35▼
49	Emory University	USA	76	47▼	47▼	68▲	64▲
50	University of Southern California	USA	75	51▲	45▼	44▼	44▼

# HOW HAVE THE UNIVERSITIES FARED AS COMPARED TO 2017 & 2018



Placing the 2019 rankings against those we’ve conducted over the years, a comparison of the performance of institutes in the previous years is evident. Harvard University yet again manages to retain its pole position with a consistently perfect score. This year’s 2nd position took us by surprise, as the Massachusetts Institute of Technology rose considerably to the top and took 2nd place for the first time ever. The University of Pennsylvania, which managed to maintain its position through the years, fell to the 3rd place this year.

Stanford University occupied 4th position this year, a step down from last year’s rank. Cornell University claimed 5th place this year, replacing the University of Chicago from last year, which occupies the 7th rank this

year. Princeton University maintained its 6th position from last year, whereas Yale University went down by one rank from last year, to the 8th rank this year. Yet again, the University of Oxford and the University of Cambridge fell short of the top 10 category, but the University of Oxford climbed up two ranks to the 11th position, while the University of Cambridge fell down two ranks to the 13th position.

The American institutes have yet again dominated the top 10 category. Among the Asian institutes, The University of Tokyo is the only one to have made it to the top 20 this year, also rounding off the category.

As is evident, most universities in the top 100 seem to show a consistent performance with similar rankings.

RANK	INSTITUTION	COUNTRY	SCORE	2018 RANK	2017 RANK	2016 RANK	2015 RANK
51	University of Sydney	Australia	74	50▼	56▲	49▼	54▲
52	Peking University	China	73.7	53▲	54▲	47▼	53▲
53	University of Rochester	USA	73	54▲	58▲	53	48▼
54	Pontificia Universidad Católica de Chile	Chile	72	52▼	63▲	75▲	81▲
55	University of Birmingham	UK	71	56▲	-	-	-
56	Tokyo Institute of Technology	Japan	70.7	57▲	62▲	67▲	63▲
57	University of Navarra	Spain	70	55▼	51▼	58▲	60▲
58	Nanyang Technological University	Singapore	69	59▲	53▼	56▼	58▲
59	University of Groningen	Netherlands	68.5	61▲	61▲	64▲	61▲
60	Australian National University	Australia	68	58▼	64▲	76▲	80▲
61	Fudan University	China	67.5	62▲	66▲	82▲	78▲
62	Indian Institute of Technology Kanpur	India	67	60▼	59▼	55▼	56▼
63	Universidad de Buenos Aires	Argentina	66.5	65▲	52▼	46▼	51▼
64	Technische Universität München	Germany	66.2	63▼	55▼	51▼	49▼
65	Monash University	Australia	65.7	66▲	60▼	59▼	57▼
66	Vanderbilt University	USA	65	69▲	57▼	60▼	65▼
67	University of Helsinki	Finland	64.3	64▼	70	66▼	62▼
68	University of Queensland	Australia	64	70▲	71▲	65▼	59▼
69	Seoul National University	Korea	63	67▼	68▼	62▼	65▼
70	University of Warwick	UK	62	68▼	72▲	69▼	73▲
71	University of North Carolina Chapel Hill	USA	61	72▲	67▼	70▼	66▼
72	Tohoku University	Japan	60	74▲	69▼	68▼	71▼
73	University of Wisconsin Madison	USA	59	71▼	76▲	74▲	70▼
74	Paris Dauphine University	France	58	73▼	78▲	72▼	74
75	Erasmus University Rotterdam	Netherlands	57.5	77▲	79▲	80▲	90▲



RANK	INSTITUTION	COUNTRY	SCORE	2018 RANK	2017 RANK	2016 RANK	2015 RANK
76	University of Delhi	India	57	75▼	75▼	71▼	69▼
77	Esade Business School	Spain	56	78▲	73▼	63▼	67▼
78	University of New South Wales	Australia	55	76▼	65▼	78	85▲
79	University of Bern	Switzerland	54	80▼	77▼	73▼	72▼
80	Universidad Nacional Autónoma de México	Mexico	53	79▼	74▼	79▼	79▼
81	University of Adelaide	Australia	52	84▲	83▲	85▲	76▼
82	Ecole Centrale de Paris	France	51	85▲	86▲	89▲	89▲
83	University of Auckland	New Zealand	50	81▼	81▼	83▼	75▼
84	National Taiwan University	Taiwan	49	87▲	82▼	86▲	86▲
85	University of Surrey	UK	48.6	83▼	87▲	88▲	88▲
86	University of Washington	USA	48	82▼	84▼	81▼	87▲
87	University of York	UK	47.3	86▼	85▼	84▼	84▼
88	Tsinghua University	China	47	89▲	89▲	61▼	68▼
89	Washington University St.Louis	USA	46.5	90▲	90▲	87▼	77▼
90	University of Amsterdam	Netherlands	46	92▲	92▲	100▲	99▲
91	University of Edinburgh	UK	45	88▼	88▼	90▼	82▼
92	Georgia Institute of Technology	USA	44	91▼	95▲	96▲	94▲
93	Purdue University	USA	43.5	98▲	91▼	92▼	92▼
94	University of Sciences Philadelphia	USA	43	95▲	-	-	-
95	Stockholm University	Sweden	42.5	93▼	100▲	91▼	93▼
96	Grenoble Ecole de Management	France	42.2	97▲	97▲	94▼	97▲
97	University of Hawaii Hilo	USA	41.8	96▼	93▼	97	98▲
98	University of Pittsburg Bradford	USA	41.2	99▲	94▼	95▼	91▼
99	Hofstra University	USA	40.6	94▼	99▼	98▼	95▼
100	ESIC	Spain	40.4	NEW	NEW	NEW	NEW

# The India Story



seen any new additions. IIT Bombay, which maintained itself in the top 20 till last year, hopped out of the category to the 21st position. IIT Delhi showed considerable progress from last year's 29th rank, to being at the 25th rank this year. IIT Kanpur, which took a leap to the 60th position last year, fell to the 62nd rank this year. The University of Delhi, which made a remarkable jump to the 75th position last year, fell one rank short to the 76th rank this year. For a country that bases its youngsters' success on education, India certainly needs to focus more on the growth and development of its educational institutes.

The 2019 Global University Rankings recorded a decline for most Indian universities. The four universities which make the cut every year are still the same, and we haven't

\*THIS PICTORIAL REPRESENTATION DOES NOT PURPORT TO BE THE POLITICAL MAP OF INDIA

# BEST REGIONAL UNIVERSITIES 2019

## TOP US UNIVERSITIES

Rank	Name of Institution	Country
1	Harvard University	USA
2	Massachusetts Institute of Technology	USA
3	University of Pennsylvania	USA
4	Stanford University	USA
5	Cornell University	USA
6	Princeton University	USA
7	University of Chicago	USA
8	Yale University	USA
9	Columbia University	USA
10	California Institute of Technology	USA



## TOP ASIAN UNIVERSITIES

Rank	Name of Institution	Country
1	University of Tokyo	Japan
2	Indian Institute of Technology Bombay	India
3	Indian Institute of Technology Delhi	India
4	National University Singapore	Singapore
5	Hong Kong University of Science & Tech	China
6	Chinese University of Hong Kong	China
7	Peking University	China
8	Tokyo Institute of Technology	Japan
9	Nanyang Technological University	Singapore
10	Fudan University	China



## TOP EUROPEAN UNIVERSITIES

Rank	Name of Institution	Country
1	University of Oxford	UK
2	University of Cambridge	UK
3	London School of Economics	UK
4	Imperial College London	UK
5	IE University	Spain
6	École Normale Supérieure	France
7	HEC	France
8	Ludwig-Maximilians-Universität München	Germany
9	University College London	UK
10	Kings College London	UK



## TOP AUSTRALIAN UNIVERSITIES

Rank	Name of Institution	Country
1	University of Melbourne	Australia
2	University of Sydney	Australia
3	Australian National University	Australia
4	Monash University	Australia
5	University of Queensland	Australia
6	University of New South Wales	Australia
7	University of Adelaide	Australia



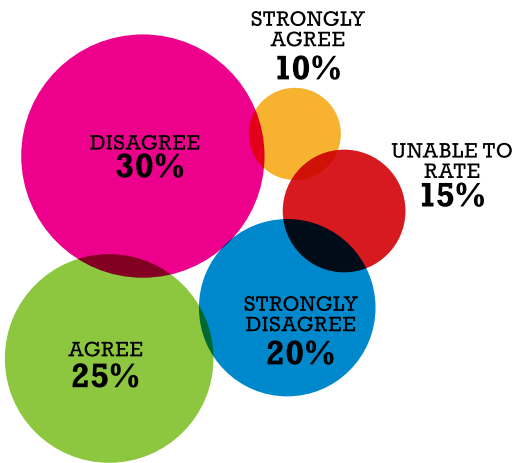
# WHAT STUDENTS WANT

There are a lot of individual factors that students consider while selecting a university to study abroad. We rated the prestigious universities across the world based on such individual factors. These ratings have been given according to the responses of the current students in the institutes

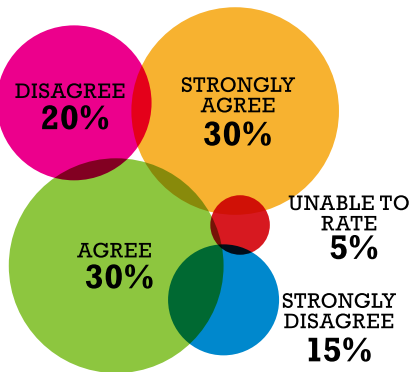
## BEST VALUE FOR MONEY

Rank	Name of Institution	Country
1	University of Tokyo	Japan
2	Columbia University	USA
3	Indian Institute of Technology Bombay	India
4	IE University	Spain
5	Hong Kong University of Science & Technology	China
6	Princeton University	USA
7	Indian Institute of Technology Delhi	India
8	National University Singapore	Singapore
9	Universität Heidelberg	Germany
10	Cornell University	USA

I APPLIED FOR AND RECEIVED A SATISFACTORY SCHOLARSHIP TO ATTEND MY INSTITUTION.



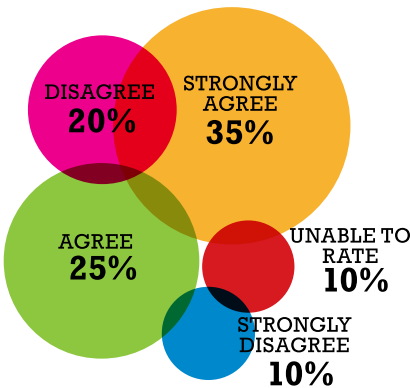
MY INSTITUTION ENCOURAGES REAL LIFE LEARNING AND HELPS ORGANIZE INTERNSHIPS WITH COMPANIES.



## RECRUITER SATISFACTION

Rank	Name of Institution	Country
1	Harvard University	USA
2	Massachusetts Institute of Technology	USA
3	Yale University	USA
4	Indian Institute of Technology Bombay	India
5	University of Pennsylvania	USA
6	Stanford University	USA
7	IE University	Spain
8	Columbia University	USA
9	Carnegie Mellon University	USA
10	Dartmouth College	USA

OVERALL, I AM VERY SATISFIED WITH MY INSTITUTE.



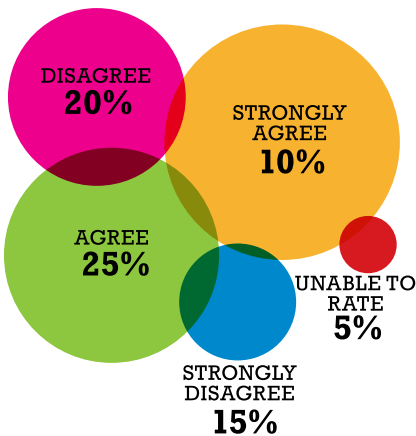
## STUDENT SATISFACTION

Rank	Name of Institution	Country
1	Stanford University	USA
2	Columbia University	USA
3	University of Chicago	USA
4	Cambridge University	UK
5	Harvard University	USA
6	Cornell University	USA
7	École Normale Supérieure	France
8	Brown University	USA
9	IE University	Spain
10	Yale University	USA

## CAMPUS FACILITIES

Rank	Name of Institution	Country
1	Stanford University	USA
2	Princeton University	USA
3	Harvard University	USA
4	Massachusetts Institute of Technology	USA
5	University of Cambridge	UK
6	National University Singapore	Singapore
7	ESADE	Spain
8	Yale University	USA
9	Columbia University	USA
10	Cornell University	USA

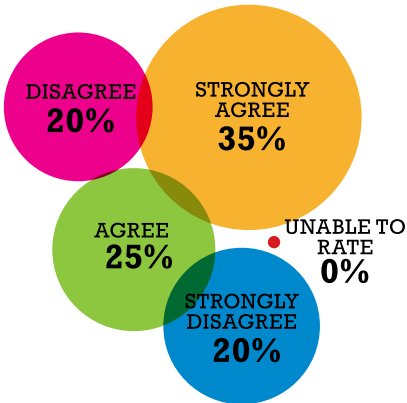
MY INSTITUTION PROVIDES VERY GOOD CAMPUS SUPPORT INCLUDING HOUSING.





INNOVATION IN TEACHING METHODOLOGIES		
Rank	Name of Institution	Country
1	Harvard University	USA
2	Princeton University	USA
3	IE University	Spain
4	Columbia University	USA
5	Ludwig-Maximilians-Universität München	Germany
6	Massachusetts Institute of Technology	USA
7	Carnegie Mellon University	USA
8	Northwestern University	USA
9	École Normale Supérieure	France
10	Yale University	USA

MOST FACULTY OFTEN USE INNOVATIVE WAYS TO TEACH SUBJECTS.

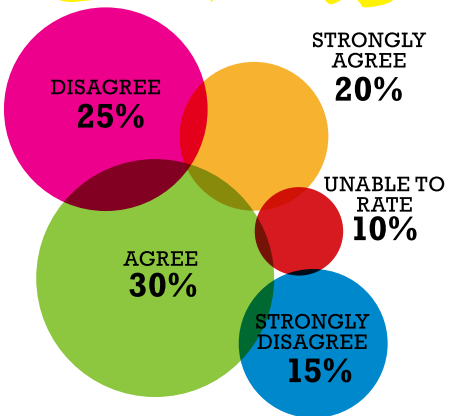


MY INSTITUTION HAS A CAREER SERVICE CELL AND IS WELL KNOWN WITH RECRUITERS.



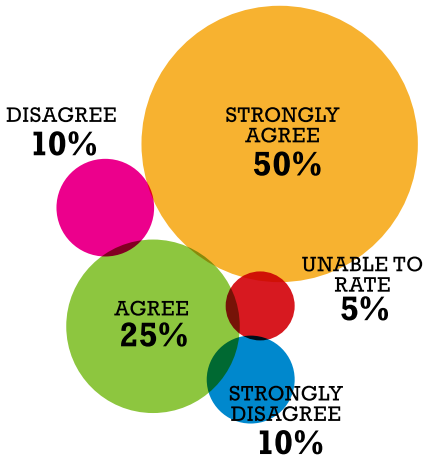
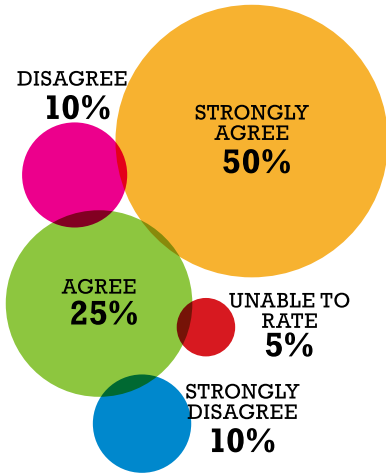
CAREER SERVICES		
Rank	Name of Institution	Country
1	Columbia University	USA
2	Cornell University	USA
3	Harvard University	USA
4	University of Pennsylvania	USA
5	Stanford University	USA
6	ESADE	Spain
7	Massachusetts Institute of Technology	USA
8	IE University	Spain
9	Indian Institute of Technology Bombay	India
10	Princeton University	USA

MY INSTITUTION ENCOURAGES ME TO PARTICIPATE IN EXTRACURRICULAR ACTIVITIES.



MY INSTITUTION HAS MANY EXCHANGE PROGRAMS WITH OTHER INSTITUTIONS AND I HAVE TAKEN OR WILL TAKE PART IN SUCH EXCHANGE PROGRAMS.

IN MY OPINION, THERE IS SUFFICIENT INTERNATIONAL DIVERSITY IN MY CLASS.



THE PROGRAMS TAUGHT AT MY INSTITUTE ARE INNOVATIVE AND INCLUDE COMPANY VISITS



# TOP UNIVERSITIES IN DIFFERENT STREAMS



BUSINESS PROGRAMS		
Rank	Name of Institution	Country
1	Harvard University	USA
2	National University Singapore	Singapore
3	IE University	Spain
4	Columbia University	USA
5	London School of Economics	UK
6	Cornell University	USA
7	Stanford University	USA
8	University of Michigan Ann Arbor	USA
9	Massachusetts Institute of Technology	USA
10	University of Cambridge	UK

ENGINEERING PROGRAMS		
Rank	Name of Institution	Country
1	Massachusetts Institute of Technology	USA
2	Harvard University	USA
3	National University Singapore	Singapore
4	University of Cambridge	UK
5	University of Southern California	USA
6	University of Pennsylvania	USA
7	Stanford University	USA
8	University of Tokyo	Japan
9	IE University	Spain
10	Cornell University	USA



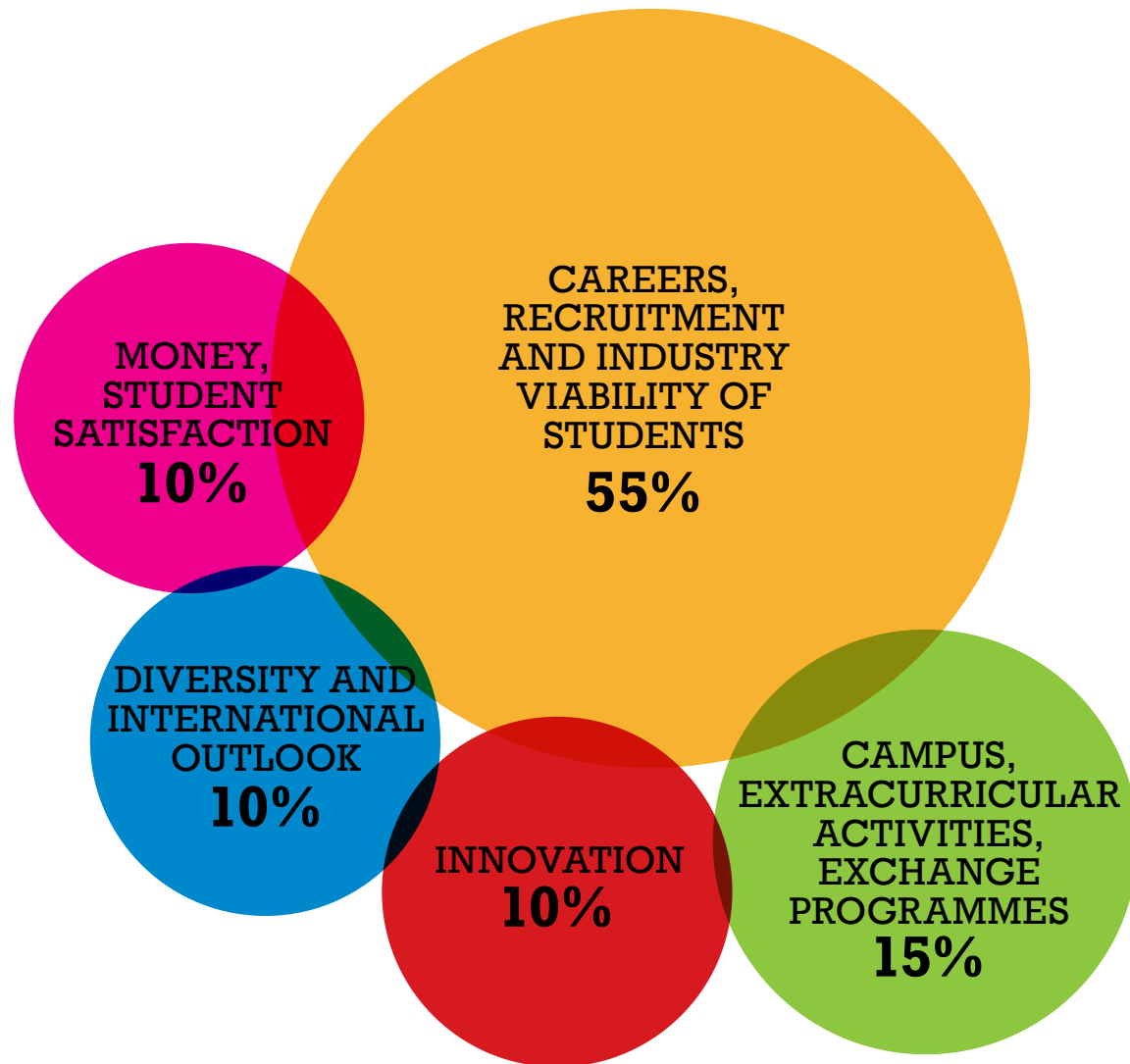
ART & HUMANITIES		
Rank	Name of Institution	Country
1	University of Cambridge	UK
2	Yale University	USA
3	National University Singapore	Singapore
4	Princeton University	USA
5	Stanford University	USA
6	Harvard University	USA
7	University of Tokyo	Japan
8	Cornell University	USA
9	University of Oxford	UK
10	Columbia University	USA

LIFE SCIENCES & MEDICINE		
Rank	Name of Institution	Country
1	Yale University	USA
2	Harvard University	USA
3	Stanford University	USA
4	Johns Hopkins University	USA
5	University of Pennsylvania	USA
6	University of California Berkeley	USA
7	University of Cambridge	UK
8	University of Oxford	UK
9	Imperial College London	UK
10	Cornell University	USA



PURE SCIENCES		
Rank	Name of Institution	Country
1	Stanford University	USA
2	National University Singapore	Singapore
3	Massachusetts Institute of Technology	USA
4	Harvard University	USA
5	Yale University	USA
6	University of Cambridge	UK
7	Cornell University	USA
8	Princeton University	USA
9	University of Tokyo	Japan
10	University of Oxford	UK

# RANKING METHODOLOGY



**W**e chose institutes across the world after having discussions with thousands of students, recruiters and faculty. Youth Inc's Research Unit (YRU) also studied domestic rankings in various countries to find the best institutes. We sent survey links to 2450 institutes and provided them with unique codes so that they could submit their responses online. Institutes were also provided links to online surveys where their current students were asked to rate specific statements that pertained to the factors considered in this ranking. Institutes also sent separate survey links to their recruiters who in turn rated the institute's career management cell as well as student employability. Over 9500 additional recruiters were sent emails with a survey link. The recruiter list was prepared from the responses of the institutes and also included internationally well-known recruiters. Below are the factors we considered and the overall weightage assigned to them:

- Careers, Recruitment and Industry viability of students – 55%
- Diversity and International Outlook – 10%
- Innovation – 10%
- Campus, Extracurricular activities, Exchange programmes – 15%
- Money, Student Satisfaction – 10%

## **Careers, Recruitment and Industry viability of students – 55%**

This category significantly impacts the overall score of an institute since it is the most weighted factor. One of the most important criterions to select institutes is the student's industry viability after graduation. Recruiters were asked to list and rate the institutes that they were most likely to recruit from. They were asked the likelihood of recruiting again from the same institute and their satisfaction with the institute's career cell. Recruiters rated students on various factors including analytical and problem solving skills, leadership potential, communication and

interpersonal skills and so on.

Institutes, students and alumni were also asked about the availability and functioning of a career service cell on campus and how active such a service was. We also considered what percentage of students were actually placed, both domestically and internationally, through the institute's career service cell. Students reported the availability and ease of obtaining internships.

## **Diversity and International Outlook – 10%**

This category looks not only at diversity of faculty but also at diversity of students in class. The international outlook includes international students that are attracted and retained by the institute.

Institutes were asked to report the total number of students on campus and what percentage of the students were international and speak two or more languages. Gender diversity of the students was considered.

Institutes also reported the percentage of the faculty that were international, hold a doctorate degree and accredited with their own publishing material along with the gender diversity of the faculty.

Students and alumni were asked to rate the student and faculty diversity in their class.

## **Innovation – 10%**

This category looks at the innovation used to construct and teach programmes and how faculty engage the students; an important factor in the overall perception of an institute.

We considered the different ways in which an institute constructs programmes. Institutes were asked to select from a list different teaching methodologies that we considered innovative - some of these included company visits, dual or multiple majors and course collaborations between different departments at the institute. Our list was made after surveying students across different campuses worldwide.

Students were asked to report how satisfied they are with faculty who use innovative ways to teach subjects.

RECRUITERS	
Recall of institute where to recruit from	20%
Likelihood of recruiting from same institute again	20%
Satisfaction with institute career cell	10%
Total	50%

FACTORS		Institute	Curent students	Alumni
1	Career Service	3%	1%	1%
2	Diversity of Faculty	3%	1%	1%
3	Diversity of Students	3%	1%	1%
4	Innovation of Programs	3%	1%	1%
5	Innovation in Teaching Methodologies	3%	1%	1%
6	Campus Support	3%	1%	1%
7	Extracurricular Activities	3%	1%	1%
8	Exchange Programs	3%	1%	1%
9	Value for Money	3%	1%	1%
10	Student Satisfaction	3%	1%	1%
TOTAL		30%	10%	10%

Campus, Extracurricular activities, Exchange programmes – 15%

This category considers the support students receive on campus and the availability of extracurricular activities. The exchange programmes offered by the institute and how actively students are encouraged to opt for such programmes was also considered. We asked the institutes to select the different types of assistance provided by the student office or a similar body on campus. Our initial list was selected after surveying students across different campuses worldwide. Students and alumni reported if they were encouraged by the institute to participate in different extracurricular activities on campus. Institutes were asked to report the percentage of students that opted for exchange programs. We also considered the exchange students present on the institute’s campus.

Money, Student Satisfaction – 10%

This category takes into account a critical part of college education today – finances. And more importantly, how satisfied a student is with the institute. We considered students’ opinions on whether a particular institute was perceived as ‘value for money’. We also asked institutes to state the percentage of students who received some sort of funding from the institutes. Students and alumni were asked to rate their institutes on various factors including attitude of staff and professors, location, course content and so on and institutes were asked to report the graduation rate of students enrolled and what percentage of students transfer out of the institution.

Scores

We calculated the standard deviation and standard scores (Z scores) so that we could combine and analyse the data with more accuracy and reliability. Below is a summary of the factors and the weightage given to each factor when we ranked the institutes. Each factor was made up of a set of questions. The total percentage attributed to that factor was based on the average score of the responses multiplied by the assigned weightage. The total scores were then sorted from highest to lowest. The institute with the highest score was ranked first.

Not just numbers

After we calculated the total computed scores for the institutes, we subjectively analyzed the data provided by the institutes, current students, and recruiters. If we found discrepancies in the satisfaction scores and the subjective descriptions, we omitted the data. This happened in the case of 7 institutes.

Missing Data

In a few rare occasions, some institutes did not supply data for all the questions in the survey. When data was missing which affected factors which were low-weighted such as value for

money or campus support, we entered an estimate between the average and the lowest value reported by the institute. By following such a practice we did not excessively penalise an institution with a ‘zero’ for data that it could not provide. At the same time, the institute was not rewarded.

Exclusion of Institutes

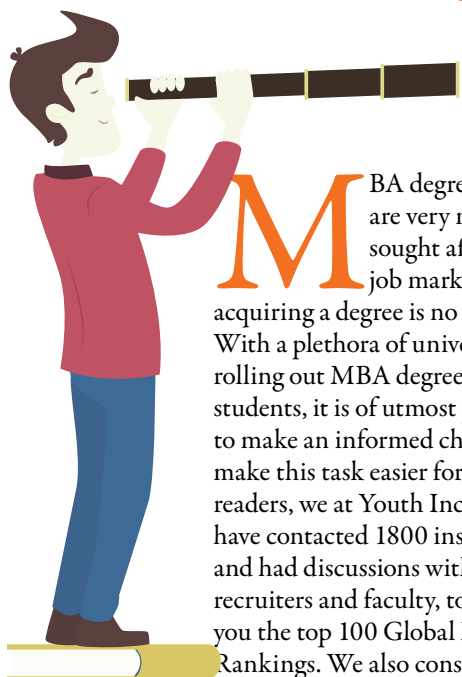
We required that at least 20% of the class size (of any specific institute) answer the student survey. Hence, some institutes were disqualified from our ranking because of lack of responses to the student and/or alumni survey. Institutes that did not fill out the survey reports in time 11% of the institutes contacted did not complete the survey on time or did not respond. We used publicly available information on some of these institutes to include them in our ranking. We also contacted current students and recruiters of these institutes and compared the data we received with the data from institutes that participated in our survey.







# GLOBAL B-SCHOOL RANKINGS 2019



**M**BA degree holders are very much sought after in the job market, and acquiring a degree is no mean feat. With a plethora of universities rolling out MBA degrees for students, it is of utmost priority to make an informed choice. To make this task easier for our valued readers, we at Youth Incorporated have contacted 1800 institutes and had discussions with students, recruiters and faculty, to bring to you the top 100 Global B-School Rankings. We also consulted

professional organizations such as AMBA, EQUIS and AACSB. Youth Inc's Research Unit (YRU) also studied domestic rankings in various countries to find the best institutes.

This year's rankings saw Harvard University take back its pole position as top ranked B-School in the world from University of Pennsylvania, which fell to the third position this year. The 2nd rank was occupied from London Business School, a two-rank jump from last year's 4th place. Stanford University occupied 3rd place this year, whereas

Columbia University rounded off the top 5. This year saw two Spanish business schools in the top 10 category – IE Business School and IESE Spain – which IE was already in the top 10 last year, IESE moved up from last year's 12th rank. American universities have been consistently at top positions, as observed over the years.

This year also saw the standard four Indian Institutes making the cut, however, there has been a significant progress. IIM Ahmedabad moved up on position this year to the 14th

rank, whereas IIM Calcutta moved up two ranks to the 16th position. The Indian School of Business observed a decline in its rankings, moving from the 21st rank last year, to 25th this year. SP Jain Institute of Management continued its steady climb on the list with a four space jump, at 46th rank this year from last year's 50th rank.

With the considerable progress observed with the Indian B-Schools over the years, we hope to see more Indian universities make their way to the list in the coming years.

RANK	INSTITUTION	COUNTRY	SCORE	2018 RANK	2017 RANK	2015 RANK
1	Harvard University	USA	100	2▲	1	1
2	London Business School	UK	99.6	4▲	6▲	4▲
3	University of Pennsylvania	USA	99.3	1▼	3	3
4	Stanford University	USA	99.1	3▼	2▼	2▼
5	Columbia University	USA	98.8	6▲	7▲	8▲
6	INSEAD	France	98.5	5▼	4▼	6
7	IE Business School	Spain	98.2	8▲	5▼	5▼
8	MIT	USA	97.9	7▼	8	9▲
9	Cornell University	USA	97.4	9	11▲	15▲
10	IESE	Spain	97	12▲	19▲	24▲
11	New York University	USA	96	14▲	15▲	10▼
12	University of Chicago	USA	95	10▼	12	7▼
13	Northwestern University	USA	94.5	13	10▼	13
14	IIM Ahmedabad	India	94	15▲	16▲	17▲
15	ESADE	Spain	93.7	17▲	20▲	25▲
16	IIM Calcutta	India	93.2	18▲	18▲	20▲
17	HEC Paris	France	92.7	22▲	26▲	27▲
18	Yale University	USA	92.5	11▼	9▼	12▼
19	Dartmouth College	USA	92	16▼	13▼	11▼
20	University of California at Berkeley	USA	91	23▲	24▲	21▲
21	IMD	Switzerland	90.8	19▼	17▼	18▼
22	Cambridge University	UK	90.3	24▲	21▼	16▼
23	McGill University	Canada	90	28▲	30▲	32▲
24	Duke University	USA	89.5	26▲	22▼	19▼
25	Indian School of Business	India	89	21▼	23▼	22▼



RANK	INSTITUTION	COUNTRY	SCORE	2018 RANK	2017 RANK	2015 RANK
26	Oxford University	UK	88.7	25▼	25▼	23▼
27	Hong Kong UST	China	88.3	20▼	14▼	14▼
28	University of Hong Kong	China	88	31▲	31▲	29▲
29	University of Toronto	Canada	87	30▲	33▲	34▲
30	University of Virginia	USA	86	27▼	29▼	31▲
31	SDA Bocconi	Italy	85	33▲	41▲	39▲
32	Carnegie Mellon University	USA	84.5	32	28▼	26▼
33	National University of Singapore	Singapore	84	29▼	27▼	28▼
34	Imperial College	UK	83	39▲	44▲	46▲
35	Nanyang Technological University	Singapore	82.7	38▲	34▼	35▼
36	Rotterdam School of Management	Netherlands	82.4	34▼	36	41▲
37	University of Melbourne	Australia	82	36▼	40▲	37
38	Western University	Canada	81	37▼	42▲	43▲
39	Rice University	USA	80	35▼	39	40▲
40	Emory University	USA	79	42▲	47▲	44▲
41	University of Southern California	USA	78	44▲	49▲	52▲
42	Australian Graduate School of Management	Australia	77	40▼	37▼	30▼
43	CEIBS	China	76	41▼	32▼	33▼
44	Georgetown University	USA	75	46▲	46▲	42▼
45	University of Manchester	UK	74	43▼	43▼	45
46	SP Jain Institute of Management	India	73	50▲	52▲	56▲
47	University of California at Los Angeles	USA	72	45▼	35▼	38▼
48	University of Michigan Ann Arbor	USA	71	47▼	45▼	47▼
49	Washington University (Olin)	USA	70.8	51▲	53▲	53▲
50	Indiana University (Kelley)	USA	70.5	48▼	48▼	51▲
51	University of North Carolina (Kenan-Flagler)	USA	70.3	52▲	50▼	55▲
52	University of Cape Town	South Africa	70	49▼	38▼	36▼
53	University of Texas at Austin	USA	69.5	55▲	58▲	58▲
54	Peking University	China	69.3	56▲	59▲	50▼
55	Purdue University	USA	69	54▼	57▲	57▲
56	York University	Canada	68.5	53▼	56	49▼
57	City University London	UK	68.2	61▲	68▲	67▲
58	Boston University	USA	67.8	59▲	60▲	60▲
59	Mannheim Business School	Germany	67.5	62▲	63▲	71▲
60	Incae Business School	Costa Rica	67	64▲	62▲	68▲

RANK	INSTITUTION	COUNTRY	SCORE	2018 RANK	2017 RANK	2015 RANK
61	Macquarie Graduate School of Management	Australia	66	67▲	64▲	72▲
62	University of British Columbia	Canada	65	58▼	51▼	54▼
63	Queens University	Canada	64	63	55▼	61▼
64	Texas A&M University (Mays)	USA	63	60▼	54	59▼
65	Penn State University (Smeal)	USA	62	57▼	61▼	48▼
66	Boston College	USA	61.6	70▲	65▼	74▲
67	Ohio State University (Fisher)	USA	61.1	72▲	73▲	65▼
68	Babson College	USA	60.5	74▲	80▲	79▲
69	Business School Sao Paulo	Brazil	60	65▼	66▼	76▲
70	Chinese University of Hong Kong	China	59	66▼	69▼	62▼
71	University of Washington (Foster)	USA	58.4	68▼	71	63▼
72	Coppead	Brazil	58.1	71▼	70▼	64▼
73	University of Minnesota (Carlson)	USA	57.8	69▼	67▼	66▼
74	University of Rochester (Simon)	USA	57.4	75▲	72▼	70▼
75	Universidad de Chile	Chile	57	79▲	78▲	78▲
76	Cranfield University	UK	56.7	77▲	74▼	69▼
77	MIP Politecnico di Milano	Italy	56.3	76▼	84▲	85▲
78	IPADE	Mexico	56	73▼	75▼	80▲
79	University of Miami	USA	55	78▼	89▲	88▲
80	University of St.Gallen	Switzerland	54	83▲	83▲	83▲
81	University of Warwick	UK	53	85▲	85▲	87▲
82	Vlerick Business School	Belgium	52.7	80▼	76▼	73▼
83	Copenhagen Business School	Denmark	52.3	84▲	77▼	77▼
84	ESIC	Spain	51.6	87▲	91▲	90▲
85	American University in Cairo	Egypt	51.3	88▲	87▲	86▲
86	Southern Methodist University	USA	51	91▲	90▲	88▲
87	Wake Forest University	USA	50.8	96▲	96▲	94▲
88	University of California Irvine	USA	50.4	82▼	82▼	84▼
89	University of Edinburgh	UK	50	81▼	81▼	81▼
90	Bond University	Australia	49.5	92▲	82▼	93▲
91	Michigan State University (Broad)	USA	49	86▼	86▼	82▼
92	Queensland Institute of Tech	Australia	48	90▼	93▲	91▼
93	University of Alberta	Canada	47	94▲	97▲	96▲
94	IMF Business School	Spain	46	100▲		
95	Hofstra University	USA	45	99▲		
96	Pontificia Universidad Catolica de Chile	Chile	44	89▼	79▼	75▼
97	University of Pittsburg	USA	43	95▼	95▼	95▼
98	University of South Carolina	USA	42	93▼	88▼	89▼
99	Lancaster University	UK	41	98▼	98▼	100▲
100	Brigham Young University	USA	40	97▼	99▼	98▼

# TOP MBA WORLDWIDE

## TOP US UNIVERSITIES

Rank	Name of Institution	Country
1	Harvard University	USA
2	Stanford University	USA
3	University of Pennsylvania	USA
4	Columbia University	USA
5	MIT	USA
6	Yale University	USA
7	Northwestern University	USA
8	Cornell University	USA
9	University of Chicago	USA
10	Dartmouth College	USA



## TOP ASIAN UNIVERSITIES

Rank	Name of Institution	Country
1	Hong Kong UST	China
2	IIM Ahmedabad	India
3	IIM Calcutta	India
4	Indian School of Business	India
5	National University Singapore	Singapore
6	University of Hong Kong	China
7	CEIBS	China
8	Nanyang Technological University	Singapore
9	SP Jain Institute of Management	India
10	Peking University	China



## TOP AUSTRALIAN UNIVERSITIES

Rank	Name of Institution	Country
1	Australian Graduate School of Management	Australia
2	University of Melbourne	Australia
3	Macquarie Graduate School of Management	Australia
4	Bond University	Australia
5	Queensland Institute of Tech	Australia



## TOP UK UNIVERSITIES

Rank	Name of Institution	Country
1	London Business School	UK
2	Cambridge University	UK
3	Oxford University	UK
4	University of Manchester	UK
5	Imperial College	UK
6	City University London	UK
7	Cranfield University	UK
8	University of Edinburgh	UK
9	University of Warwick	UK
10	Lancaster University	UK



## TOP CANADIAN UNIVERSITIES

Rank	Name of Institution	Country
1	McGill University	Canada
2	University of Toronto	Canada
3	University of Western Ontario	Canada
4	University of British Columbia	Canada
5	Queens University	Canada
6	York University	Canada
7	University of Alberta	Canada



## TOP EUROPEAN UNIVERSITIES

Rank	Name of Institution	Country
1	INSEAD	France
2	IE Business School	Spain
3	IMD	Switzerland
4	IESE	Spain
5	ESADE	Spain
6	HEC Paris	France
7	Rotterdam School of Management	Netherlands
8	SDA Bocconi	Italy
9	Mannheim Business School	Germany
10	Vlerick Business School	Belgium



TOP 50 EXECUTIVE MBA

RANK	INSTITUTION	COURSE	SCORE	2018 RANK	2017 RANK	2015 RANK
1	Columbia University	Executive MBA	100	2▲	9▲	10▲
2	Wharton	Wharton MBA for Executives	99	3▲	1▼	1▼
3	Columbia - London Business School	EMBA-Global Americas & Europe	98	1▼	3	3
4	INSEAD	INSEAD Global EMBA	97	5▲	7▲	8▲
5	IESE	Global Executive MBA	96	6▲	8▲	7▲
6	Cornell University	Executive MBA	95	8▲	10▲	12▲
7	IE Business School	Global Executive MBA	94	9▲	2▼	2▼
8	HEC-NYU-LSE	Trium Global EMBA	93	7▼	4▼	5▼
9	UCLA (Anderson) - National University of Singapore	UCLA-NUS EMBA	92	4▼	5▼	6▼
10	ESADE	Executive MBA	91	11▲	14▲	15▲
11	Tsinghua University - INSEAD	Tsinghua-INSEAD EMBA	90	10▼	6▼	4▼
12	Kellogg - York University (Schulich)	Kellogg-Schulich EMBA	89	13▲	16▲	19▲
13	Imperial College	Executive MBA	88	15▲	17▲	21▲
14	University of Oxford	Executive MBA	87	17▲	11▼	9▼
15	Georgetown University	Executive MBA	86	12▼	13▼	11▼
16	National University Singapore	Asia-Pacific EMBA	85	14▼	15▼	17▲
17	ESSEC-Mannheim	Executive MBA	84	18▲	12▼	13▼
18	University of Texas at Austin	Executive MBA	83	16▼	18	22▲
19	City University London	Executive MBA	82	20▲	19	23▲
20	University of St Gallen	EMBA HSG	81	22▲	20	24▲
21	Duke University	Duke MBA - Global Executive	80	19▼	22▲	21
22	Purdue University	Executive MBA	79	21▼	21▼	16▼
23	Tulane University	Executive MBA	78	24▲	27▲	33▲
24	Ceibs	Global EMBA	77	26▲	23▼	14▼
25	Texas A & M University (Mays)	Texas A&M EMBA	76	23▼	25	32▲

RANK	INSTITUTION	COURSE	SCORE	2018 RANK	2017 RANK	2015 RANK
26	IMD	IMD EMBA	75	28▲	33▲	30▲
27	ESIC Spain	Executive MBA	74	29▲	37▲	40▲
28	University of Maryland (Smith)	Smith EMBA	73	25▼	30▲	31▲
29	University of Toronto	One year EMBA	72	27▼	32▲	27▼
30	Toronto - St.Gallen	Omnium Global Executive MBA	71	31▲	24▼	28▼
31	University of Illinois UC	Executive MBA	70	30▼	35▲	37▲
32	University of Western Ontario	Ivey EMBA	69	33▲	28▼	29▼
33	Emory University	Weekend EMBA	68	32▼	31▼	26▼
34	Bath University	Executive MBA	67	35▲	34▼	39▲
35	University of Pittsburg	Executive MBA	66	36▲	38▲	43▲
36	University of Miami	UM EMBA	65	38▲	40▲	34▼
37	University of Leeds	Executive MBA	64	40▲	36▼	44▲
38	University of Wisconsin	Executive MBA	63	39▲	46▲	49▲
39	Rice University	Rice MBA for Executives	62	34▼	26▼	20▼
40	Case Western Reserve University	Executive MBA	61	37▼	29▼	25▼
41	Grenoble	International Executive MBA	60	42▲	44▲	38▼
42	OneMBA - CUHK RSM UNC FGV São Paulo EGADE	OneMBA	59	44▲	39▼	35▼
43	EM LYON	Executive MBA	58	41▼	42▼	36▼
44	Cranfield University	Executive MBA	57	45▲	50▲	46▲
45	Temple University	Executive MBA	56	43▼	48▲	45
46	University of Florida	Executive MBA	55	47▲	43▼	41▼
47	University of Rochester	Executive MBA	54	46▼	41▼	42▼
48	University of Lancaster	Global Executive MBA	53	50▲	49▲	50▲
49	University of Nottingham	Executive MBA	52	49	45▼	47▼
50	Durham University	Executive MBA	51	48▼	47▼	48▼



# TOP 50 ONLINE MBA

RANK	INSTITUTION	COUNTRY	SCORE	2018 RANK	2017 RANK	2015 RANK
1	IE Business School	Spain	100	1	1	1
2	University of Florida	USA	99	2	4▲	3▲
3	Imperial College	UK	98	5▲	2▼	2▼
4	George Washington University	USA	97	4	7▲	5▲
5	Penn State University	USA	96	7▲	8▲	10▲
6	Indiana University Bloomington	USA	95	6	3▼	4▼
7	Arizona State University	USA	94	3▼	6▼	8▲
8	Virginia Tech	USA	93	11▲	19▲	17▲
9	University of London: Royal Holloway	UK	92	9	12▲	16▲
10	University of Warwick	UK	91	8▼	11▲	12▲
11	Northeastern University	USA	90	10▼	14▲	11
12	Babson College	USA	89	14▲	5▼	6▼
13	University of North Carolina Chapel Hill	USA	88	13	9▼	9▼
14	Drexel University	USA	87	15▲	10▼	7▼
15	Deakin University	Australia	86	12▼	20▲	29▲
16	University of Texas Dallas	USA	85	17▲	23▲	32▲
17	University of Michigan Dearbon	USA	84	16▼	22▲	29▲
18	North Carolina State University	USA	83	21▲	16▼	13▼
19	University of Edinburgh	UK	82	20▲	13▼	15▼
20	Pace University	USA	81	22▲	21▲	19▼
21	Syracuse University	USA	80	19▼	15▼	14▼
22	Hofstra University	USA	79	18▼	17▼	21▼
23	Florida State University	USA	78	25▲	27▲	22▼
24	University of Derby	UK	77	24	24	25▲
25	SBS Business School	Switzerland	76	28▲	25	34▲

RANK	INSTITUTION	COUNTRY	SCORE	2018 RANK	2017 RANK	2015 RANK
26	Temple University	USA	75	23▼	18▼	18▼
27	Auburn University	USA	74	29▲	30▲	27
28	University of Maryland UC	USA	73	26▼	34▲	33▲
29	University of Massachusetts - Amherst	USA	72	27▼	36▲	39▲
30	Suffolk University	USA	71	32▲	33▲	31▲
31	Educatis	Switzerland	70	33▲	35▲	37▲
32	Florida International University	USA	69	35▲	28▼	28▼
33	University of Strathclyde	UK	68	36▲	29▼	23▼
34	University of Leicester	UK	67	38▲	40▲	41▲
35	University of Aston	UK	66	30▼	31▼	26▼
36	Marist University	USA	65	34▼	-	-
37	University of Nebraska Lincoln	USA	64	31▼	32▼	24▼
38	Curtin University	Australia	63	39▲	41▲	42▲
39	University of Memphis	USA	62	41▲	38▼	38▼
40	Ball State University	USA	61	43▲	45▲	43▲
41	University of Liverpool	UK	60	37▼	37▼	35▼
42	Athabasca University	Canada	59	40▼	42	44▲
43	Rowan University	USA	58	45▲	47▲	45▲
44	Robert Gordon University	UK	57	42▼	39▼	36▼
45	EUDE	Spain	56	46▲	44▼	46▲
46	Portland State University	USA	55	44▼	43▼	40▼
47	Oxford Brookes University	UK	54	47	46▼	48▲
48	Walden University	USA	53	49▲	50▲	49▲
49	James Madison University	USA	52	48▼	48▼	50▲
50	Kennesaw State University	USA	51	50	49▼	47▼



TOP 30 FINANCE

RANK	INSTITUTION	COUNTRY	SCORE	2018 RANK	2017 RANK	2015 RANK
1	London Business School	UK	100	2▲	1	2▲
2	IE Business School	Spain	99	3▲	3▲	1▲
3	Princeton University	USA	98	1▼	2▼	3
4	University of Oxford	UK	97	5▲	7▲	9▲
5	London School of Economics	UK	96	4▼	5	4▼
6	MIT	USA	95	7▲	4▼	7▲
7	HEC Paris	France	94	6▼	6▼	8▲
8	Imperial College	UK	93	9▲	13▲	17▲
9	ESSEC Business School	France	92	10▲	8▼	6▼
10	Boston College	USA	91	8▼	10	16▲
11	University of Texas at Austin	USA	90	13▲	16▲	12▲
12	City University	UK	89	17▲	20▲	14▲
13	Grenoble School of Business	France	88	11▼	15▲	11▼
14	University of Rochester	USA	87	16▲	18▲	24▲
15	Vanderbilt University	USA	86	12▼	12▼	10▼
16	ESCP Europe	Europe	85	14▼	9▼	5▼
17	EDHEC Business School	France	84	15▼	14▼	18▲
18	George Washington University	USA	83	19▲	25▲	28▲
19	University of St.Gallen	Switzerland	82	21▲	17▼	21▲
20	EMLYON Business School	France	81	18▼	22▲	22▲
21	University of Warwick	UK	80	22▲	21	20▼
22	Nova School of Business & Economics	Portugal	79	25▲	31▲	25▲
23	Stockholm School of Economics	Sweden	78	26▲	32▲	27▲
24	Texas A&M University	USA	77	20▼	11▼	13▼
25	University of Illinois UC	USA	76	23▼	26▲	30▲
26	Purdue University	USA	75	27▲	30▲	19▼
27	University of Maryland College Park	USA	74	29▲	27	32▲
28	Rotterdam School of Management	Netherlands	73	24▼	24▼	26▼
29	University of Reading	UK	72	32▲	33▲	29
30	EADA	Spain	71	33▲	34▲	31▲

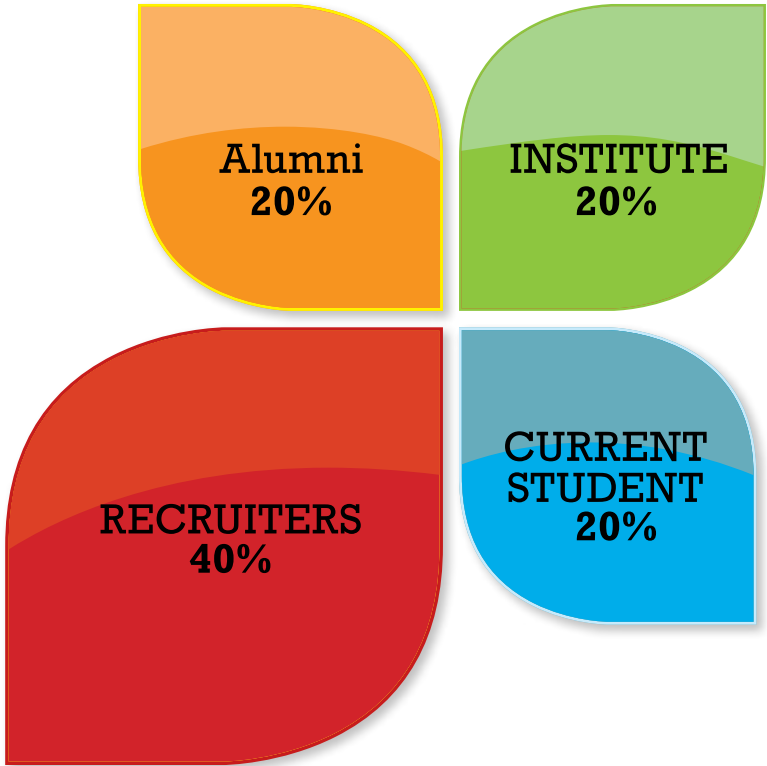
TOP 30 MARKETING

RANK	INSTITUTION	COUNTRY	SCORE	2018 RANK	2017 RANK	2015 RANK
1	New York University	USA	100	2▲	2▲	1
2	Columbia University	USA	99	4▲	1▼	2
3	Northwestern University	USA	98	1▼	3	4▲
4	ESADE Business School	USA	97	6▲	10▲	11▲
5	University of Melbourne	France	96	3▼	7▲	3▼
6	HEC Paris	UK	95	7▲	5▼	6
7	ESSEC Business School	Australia	94	9▲	8▲	13▲
8	EADA	France	93	8	9▲	8
9	Johns Hopkins University	Spain	92	5▼	4▼	5▼
10	EBS Business School	Spain	91	11▲	19▲	21▲
11	City University London	UK	90	12▲	15▲	17▲
12	ESCP Europe	Denmark	89	14▲	13▲	10▼
13	University of Bath	Europe	88	10▼	6▼	7▼
14	Copenhagen Business School	USA	87	16▲	12▼	12▼
15	Griffith University	UK	86	19▲	16▲	18▲
16	Texas A&M University	Australia	85	17▲	14▼	16
17	University of Manchester	Norway	84	13▼	11▼	9▼
18	Erasmus University Rotterdam	Netherlands	83	15▼	18	14▼
19	SKEMA Business School	Germany	82	18▼	20▲	24▲
20	Imperial College	France	81	24▲	23▲	19▼
21	BI Norwegian Business School	Belgium	80	20▼	17▼	15▼
22	Monash University	Netherlands	79	21▼	26▲	27▲
23	Vlerick Management School	UK	78	25▲	21▼	23
24	Maastricht University	UK	77	27▲	22▼	20▼
25	Bentley University	Sweden	76	28▲	27▲	30▲
26	City University of Hong Kong	Australia	75	22▼	28▲	25▼
27	University of Stirling	USA	74	26▼	32▲	34▲
28	Cranfield University	China	73	23▼	24▼	22▼
29	Clemson University	USA	72	30▼	29	26▼
30	Stockholm University	Finland	71	29▼	25▼	29▼

TOP 30 MANAGEMENT MBA

RANK	INSTITUTION	COUNTRY	SCORE	2018 RANK	2017 RANK	2015 RANK
1	IE Business School	Spain	100	2▲	2▲	2▲
2	MIT	USA	99	3▲	1▼	1▼
3	HEC Paris	France	98	1▼	4▲	5▲
4	ESADE Business School	Spain	97	5▲	5▲	7▲
5	London School of Economics	UK	96	4▼	3▼	3▼
6	Imperial College	UK	95	7▲	8▲	11▲
7	ESCP Europe	Europe	94	6▼	7	6▼
8	ESSEC Business School	France	93	8	12▲	14▲
9	Rotterdam School of Management	Netherlands	92	10▲	6▼	4▼
10	Mannheim Business School	Germany	91	12▲	11▲	12▲
11	University of St.Gallen	Switzerland	90	13▲	10▼	8▼
12	Duke University	USA	89	9▼	15▲	20▲
13	EMLYON Business School	France	88	11▼	9▼	9▼
14	HEC Montreal	Canada	87	16▲	13▼	16▲
15	Copenhagen Business School	Denmark	86	18▲	19▲	15▲
16	Télécom Business School	France	85	14▼	20▲	27▲
17	Edhec Business School	France	84	19▲	18▲	22▲
18	University of Warwick	UK	83	15▼	17▼	24▲
19	City University London	UK	82	17▼	14▼	17▼
20	University College London	UK	81	21▲	28▲	17▼
21	University of Reading	UK	80	23▲	29▲	34▲
22	IAG-Louvain	Belgium	79	20▼	21▼	18▼
23	HHL Leipzig Graduate School	Germany	78	22▼	16▼	13▼
24	University of Edinburgh	UK	77	25▲	33▲	36▲
25	Bordeaux University	France	76	26▲	22▼	19▼
26	Norwegian School of Economics	Norway	75	28▲	23▼	23▼
27	Lancaster University	UK	74	24▼	30▲	37▲
28	Grenoble Graduate SOB	World	73	27▼	27▼	29▲
29	Aston University	UK	72	30▲	31▲	35▲
30	Maastricht University	Netherlands	71	31▲	25▼	21▼

RANKING METHODOLOGY



HOW DID WE CHOOSE INSTITUTES?

We contacted 1800 institutes and had discussions with students, recruiters and faculty. We also consulted professional organizations such as AMBA, EQUIS and AACSB. Youth Inc’s Research Unit (YRU) also studied domestic rankings in various countries to find the best institutes. All the institutes were sent identical surveys. We then contacted current students, alumni as well as local and international recruiters and gathered specific information about the institutes.

FACTORS CONSIDERED

**Recruiter Perception**  
Identical surveys were sent to recruiters worldwide. The recruiters were asked to rate the institutes that they were most likely to recruit from. The recruiters were also asked to rate the students they have recruited from specific business schools on several criteria including leadership potential and strategic thinking.

**Diversity of Students**  
The institutes were asked to report the total number of students on campus and what

percentage of the students were international and speak two or more languages. Gender diversity of the students was also considered.

**Diversity of Faculty**  
The institutes were asked to report the total number of faculty on campus and what percentage of the faculty was international, hold a doctorate degree and accredited with their own publishing material. Gender diversity of faculty was also considered.

**Innovation of Programs**  
We considered the different

ways to construct degree programs as well as the choice students have in terms of selecting electives.

**Innovation in Teaching Methodologies**

Institutes were asked to select different teaching methodologies that we considered innovative. Some of these included company visits, dual or multiple majors and course collaborations between different departments at the institute. Our list was selected after surveying students across different campuses worldwide.

**Value for Money**

We considered students and alumni opinions on whether a particular institute was perceived as ‘value for money’. We also asked institutes to state the percentage of students who received some sort of funding from the institutes.

**Campus Support**

We asked the institutes, current students and alumni to select the different types

of assistance provided by the student office or a similar body on campus. Our list was selected after surveying students across different campuses worldwide.

**Career Service**

We asked the institutes, current students and alumni about the availability and functioning of a career service cell and how active such a service was for the students. We also considered what percentage of students were actually placed through the institute’s career service cell, how long it took for such placements and what the average starting salaries were.

**Exchange Programs**

Institutes were asked to report the percentage of students that opted for exchange programs. We also considered the exchange students present on the institute’s campus.

**Student Satisfaction**

Current students and alumni were asked to rate their institutes on various factors including career services, attitude of staff

and professors, location, and course content. Actual Methodology Institutes were provided a link using which they could send us their completed survey online. They were asked to answer questions relating to full time faculty, career service, student and program information and all the factors listed above. We contacted current students and alumni of the institutes and asked them to rate specific statements which were pertaining to the factors we considered in this ranking. All the institutes preferred to send the survey links to their students and alumni directly.

Over 17000 recruiters were sent emails with a survey. The recruiter list was prepared from the responses of the institutes and also included internationally well known recruiters. The recruiters were asked to enlist institutes that they were likely to recruit from.

Below is a summary of the factors and the weight-age given to each factor when we ranked the institutes:

Each factor was made up of a set of questions. The total percentage attributed to that factor was based on the average score of the responses multiplied by the assigned weight-age. We then totalled the score from all factors and

	INFORMATION REPORTED BY THE INSTITUTE	INFORMATION REPORTED BY CURRENT STUDENTS	INFORMATION REPORTED BY ALUMNI
Diversity of Students	2%	2%	2%
Diversity of Faculty	2%	2%	2%
Innovation of Programmes	2%	2%	2%
Innovation in Teaching Methodologies	2%	2%	2%
Value for Money	2%	2%	2%
Campus Support	2%	2%	2%
Career Service	4%	4%	4%
Exchange Programmes	2%	2%	2%
Student Satisfaction	2%	2%	2%
	20%	20%	20%

sorted the scores from highest to lowest. The institute with the highest score was ranked 1st.

**NOT JUST NUMBERS!**

After we received the total computed scores for the institutes, we subjectively analyzed the data provided by the institutes, current students, alumni and recruiters. If we found discrepancies in the satisfaction scores and the subjective descriptions, we omitted the data. Institutes that did not fill out the survey reports in time Out of the institutes that were contacted, 121 institutes did not complete the survey on time or did not respond. We used publicly available information on the institutes to include them in our ranking. We also contacted current students, alumni and recruiters of these institutes and compared the data we received with the data from institutes that did participate.

**SPECIAL NOTES**

Masters in Finance – The programs include the pre-experience as well as the post-experience Masters programs. The ranking also includes the programs which are recently established. Masters in Management – Certain Masters of Management programs with specializations are also included in the ranking. Masters in Marketing – Combination courses of Marketing with communication and other fields are also included in the ranking. Online MBA – Certain factors such as Campus Support and Exchange Programs were omitted in the factors considered for the ranking. Executive MBA - Certain factors such as Campus Support and Exchange Programs were omitted in the factors considered for the ranking. For the above 5 rankings, scores obtained by the institutes were rounded off.

Information reported by recruiters	
Recall of institute where to recruit from	10%
Likelihood of recruiting from same institute again	10%
Overall satisfaction with students recruited	10%
Satisfaction with institute career cell	10%
40%	